

**SECOND
EDITION**



Union Special
INDUSTRIAL SEWING EQUIPMENT

CATALOG NO. 31L

STYLES

9900

14700

LIST OF PARTS

Catalog No. 31 L

Second Edition

LIST OF PARTS

Styles in Classes

9900 14700

The parts listed in this catalog are
furnished at list prices for repairs only

Copyright 1939

By

Union Special Machine Co.

Rights Reserved In All Countries

Union Special Machine Company

Chicago U.S.A.

Printed in U.S.A.



Union Special®

INDUSTRIAL SEWING MACHINES

• Africa

BULAWAYO, SO. RHODESIA, FEDERATION OF RHODESIA and NYASALAND, Berzack Bros. Ltd., 16 14th Avenue. (Textile Machines).
CASABLANCA, MOROCCO, Etablissements Geissmann & Fils, 34 Blvd. de la Gare.
JOHANNESBURG, UNION OF SOUTH AFRICA, South African Scale Co., (Pty.) Ltd., P.O. Box 1463, 32 Von Brandis St., for bag closing machines. Branches also at Bloemfontein, (53 Zaston St.), Capetown, (Box 779), Durban, (22 Aliwal St.), East London (53A Cambridge St.) Pietermaritzburg, Port Elizabeth, (Box 611), Pretoria, Vereeniging and Worcester.
JOHANNESBURG, UNION OF SOUTH AFRICA, Berzack Bros. Ltd., Berbro House, 135/7 Pritchard St. Branches also at 487 West St., Durban; 78 Darling St., Capetown; 58 Queen St., Port Elizabeth. Textile machines.
MAURITIUS, Hall, Geneve, Langlois, Ltd., Port Louis, P.O. Box 77.
SALISBURY, SO. RHODESIA, FEDERATION OF RHODESIA and NYASALAND, So. African Scale Co., Corner of Forbes and Angwa Sts., Bag Closing Machines.

• Asia

CALCUTTA, INDIA, Don Watson & Co., Ltd., 19 British Indian St.
DACCA, PAKISTAN, Roberts & McLean & Co., Ltd., 91 Nawabpur Rd., Bag closing and Bag seaming machines.
DELHI 6, INDIA, Munshi Ram Bs. C., P.O. Box 1114, Kashmere Gate. Above Keventers.
HONGKONG, G. R. Coleman Co. (Hongkong) Ltd., Room 308, Bank of Canton Bldg., 6 Des Voeux Road, Central.
KARACHI 2, PAKISTAN, Universal Trading Corp., Textile Machines, 29 Zeenat Mansion, McLeod Road, P.O. Box 4635.
OSAKA, JAPAN, Mima Sewing Machine Mfg. Co. 29, 1-chrome, Ebi-kami, Fukushima—KU.
SEOUL, KOREA, Uebersee-Handel A. G., Iwang Wha Moon, P.O. Box 268.
TAIPEI, TAIWAN, G. R. Coleman, Hongkong, Ltd., 78 Po Ai Road.
TOKYO, JAPAN, Iwase Sewing Machine Co., Ltd., 39, 1-chrome, Kamezawa-cho, Sumida—KU.

• Australia

BRISBANE, AUSTRALIA, Capron, Carter (Pty.) Ltd., Rm. 55—Rex Bldg., Wickham St., Valley.
MELBOURNE, VICT., AUSTRALIA, Capron, Carter (Pty.) Ltd., 78 A'Beckett St.
SYDNEY, N.S.W., AUSTRALIA, Capron, Carter (Pty.) Ltd., 86 Liverpool St.

• British West Indies

KINGSTON, JAMAICA, B. W. I., Mr. Morris E. Parkin, 102 King St.

• Canada

Union Special Machine Co. of Canada, Ltd.
CALGARY, ALTA., 1809 24th Ave., N.W. N. W. Holt, Tel. 891690.
MONTREAL 14, QUE., 40 Moliere St., Clyde F. Amey, Tel. Victoria 2575.
QUEBEC, P. Q., Ave. Des Pins Ouest. Lucien Bouchard. Tel. 3-8126.
★TORONTO 2, ONT., 135 Peter St. S. J. Storey, Mgr. Tel. Empire 6-2939.
WINNIPEG, MAN., Room 201, Whitla Bldg., Frank Thierman. Tel. 934933.

• Europe

AMSTERDAM, THE NETHERLANDS, N. V. Machinehandel C. & H. Verbeek, Kloveniersburgwal 77. Also offices in: Rotterdam, Sittard, Groningen, Enschede, Eindhoven.
ATHENS, GREECE, Michel D. Dimoulis, Rue Deka, 4A.
BARCELONA, SPAIN, Raaida, S. A. Avino 9.
BERGEN, NORWAY, Jac. Jacobsen A/S, Bjornsongst 24.
BORAS, SWEDEN, Rud. Nystrom & Co., A/B, Lilla Bannerigatan 6.
BRUSSELS, BELGIUM, Union Special Machine Corporation of America, 23 Rue Philippe de Champagne. Henri Deloof, Mgr.

COPENHAGEN, DENMARK, Rothenborg Special-maskiner for Sy-Industrian A/S, Nikolaj Plads 23. Also offices in: Herning, Kolding, Odense, Silkeborg, Riisakov.
DUBLIN, EIRE, Machines, Ltd., 24 Upper Abbey St. Textile Machines.
DUNDEE, SCOTLAND, Thomas C. Keay, Ltd., 15 Baltic St. Bag Closing and Bag Making.
HELSINKI, FINLAND, Suomen Kaneliike O/Y, Vilhonkatu 9.
LEICESTER, ENGLAND, Union Special Machine Co., Ltd., 25 Bede St. Braunstone Gate, A. B. Fitzpatrick, Mgr. Textile Machines.
LONDON, E. C. 1, ENGLAND, Union Special Machine Co., Ltd., Parksworth House, 30, City Road. Textile Machines.
MALMO, SWEDEN, Rud. Nystrom & Co., A/B Vargatan 10-A.
MILANO, ITALY, Giovanni Conti y Nipoti, Piazzale Marengo 6.
NOTTINGHAM, ENGLAND, Mr. W. Wilkes, Plantation Road, Wellaton. Textile Machines.
OPORTO, PORTUGAL, Rost & Janus, Sucr., Rua Barao de Forrester, 914.
OREBRO, SWEDEN, Rud. Nystrom & Co., A/B Skebacksvagen 17-19.
OSLO, NORWAY, Jac. Jacobsen A/S, Kr. Augustsgate 19 (Tullingarden).
PARIS, FRANCE, Cie. des Machines Union Special de France, 91 Avenue de la Republique, Georges Linotte, Mgr.
STOCKHOLM, SWEDEN, Rud. Nystrom & Co., A/B, St. Nygaten 10-12.
STUTTGART, GERMANY, Union Special Maschinenfabrik, G.m.b.h., Schwabstrasse 33, A. W. Krieger, Managing Director.
VIENNA, VI, AUSTRIA, Firma Nahschuster, Mariahilferstr., 51.
ZURICH, 9/47, SWITZERLAND, M. L. Bourquin, Albsriederstrasse 226.

• Latin America

Union Special International, Inc.
BARRANQUILLA, COLOMBIA, C. Ceballos & Cia., Ltda., Almacenes "Carceco," Banco Comercial, Anticafuero, OF. 401.
BOGOTA, COLOMBIA, C. Ceballos & Cia., Ltda., Avenida Caracas 17-18.
BUENOS AIRES, ARGENTINA, Kay, Grandjean & Cia., Bartolome Mitre 760.
CALLI, COLOMBIA, C. Ceballos & Cia., Ltd., Calle 4, No. 9-21.
CARACAS, VENEZUELA, H. Blohm, S.A., Dr. Paul A. Charro 29.
CIUDAD TRUJILLO, DOMINICAN REPUBLIC, Luis Dominguez, Apartado 57, Hostos esq. El Conde.
GUADALAJARA, JAL., MEXICO, Talleres Perez Zazaya, S. A. Hidalgo 45 y 47.
GUATEMALA CITY, GUATEMALA, Cia. Agro Comercial S.A., 8a Ave. Sur. 10-43. Bag Closing Machines.
HAVANA, CUBA, Antilla Yarn & Supply Co., S. A. Factoria 70, Textile, Bag Seaming, and Shoe Machines.
HAVANA, CUBA, Mr. Miguel A. Vilato, Apartado No. 124, Bag Closing Machines.
LIMA, PERU, A. y F. Wiese, S.A., Esq. Nunez y Filipinas.
MANAGUA, NICARAGUA, Hentgen & Co., Ltd., Apartado 14. 5 A. Calle, N. O. 214.
MEDELLIN, COLOMBIA, C. Ceballos & Cia., Ltda., Carrera Junin 44-34.
MEXICO, D.F., MEXICO, Perez Zaragoza, S.A., Regina 26.
MONTERREY, N.L., MEXICO, Talleres Perez Zazaya, S.A., Apartado 197, Cuahatemoc Norte 335.
MONTEVIDEO, URUGUAY, Carlos Dighiera e Hijos, Convencion 1424.
PORTO ALEGRE, RIO GRANDE DO SUL, BRAZIL, Casa de Maquinas Falk, Ltda., Rua Hoffman 533. Bag Closing and Bag Making Machines.
PORTO ALEGRE, RIO GRANDE DO SUL, Maquinas de Costura Panambra, S.A., Rua Siqueira de Campos 1172. Textile Machines.
RECIFE, PERNAMBUCO, Maquinas de Costura Panambra, S.A., Av. Guararapez 154. Textile Machines.

REPRESENTATIVES

RIO DE JANEIRO, D.F., Maquinas de Costura Panambra, S.A., Rua Alexandre Mackenzie 117. Textile Machines.
 SAN JOSE, COSTA RICA; Champion Co., Ltda., APDO. 2742.
 SAN JUAN, PUERTO RICO, Abarca Warehouse, Inc., P.O. Box 2352.
 SAN LUIS POTOSI, S.L.P., MEXICO, Talleres Perez Zozaya, J. de los Reyes 80.
 SAN SALVADOR, EL SALVADOR, Vairo Hermanas, Colonia Vairo.
 SANTIAGO, CHILE, Lowenstein & Stewart, S.A.C., P.O. Box 2195, Calle Santo Domingo 1140.
 SAO PAULO, BRAZIL, Casa de Maquinas Falk, Ltda., Av. Duque de Caxias 610. Bag Closing & Bag Making Machines.
 SAO PAULO, BRAZIL, Maquinas de Costura Panambra, S.A., Rua Brigadiero Tobias 388. Textile Machines

• Near East

BAGHDAD, IRAQ, Sons of O. O. Agopian, P.O. Box 121.
 BEIRUT, LEBANON, Sons of O. O. Agopian, P.O. Box 1165.
 CAIRO, EGYPT, Mr. A. Kavalidjian, 4, Midan El-Hami, Kasr el Nil Bridge.
 DAMAS, SYRIA, Elias Aractingi & Fils, Sidi Amoud.
 ISTANBUL, TURKEY, David ve Varber ve Seriki, Hamdi Bey Gececi 36, 38, 40, Posta Kutusu 385.
 TEL AVIV, ISRAEL, L. Taube, Ltd., 15 Lilienblum St.

• New Zealand

Sole Distributors—H. A. Tuck & Co., Ltd.
 AUCKLAND, 171 Albert St., C. 1. (Head Office)
 WELLINGTON, Ford Bldg., Courtenoy Place.
 CHRISTCHURCH, (Sub-Agents) Glendermid, Ltd., 78 Lichfield St.
 DUNEDIN, (Sub-Agents) Glendermid, Ltd., 18 Dowling St.


• Pacific Islands

CEBU, THE PHILIPPINES, Atkins, Kroll and Co., Inc., Textile Machines.
 HONOLULU, HAWAII, Commercial Sewing Machine Service, Ltd., 732 Ilaniwai St. Textile Machines.
 HONOLULU, HAWAII, H. S. Gray Company, P.O. Box 3016, 759 Puuloa Rd. Bag Closing Machines.
 MANILA, PHILIPPINE ISLANDS, Atkins, Kroll & Co., Inc., 124 Myers Bldg., Port Area. Textile Machines.
 MANILA, PHILIPPINE ISLANDS, Earnshaws Docks & Honolulu Iron Works Co., Corner of Tacoma and 2nd Sts., Port Area. Bag Closing Machines.

• United States

ALLENTOWN, PA., 1512 Catalina Ave., Box 542, L. D. Cassell. Tel. Hemlock 4-3900.
 ★ATLANTA, GA., 81 Peachtree Pl., N.W., M. O. Moulton, Mgr. Tel. Atwood 2733, 2734.
 BALTIMORE 15, MD., P.O. Box 2505 R. B. Foster. Tel. Sar. 7-8499.
 BELLEVILLE, N. J., 18 Preston St., D. C. Jenkins. Tel. Plymouth 1-0304.
 ★BOSTON 11, MASS., 179 Lincoln St., Wm. E. Palm, Mgr. Tel. Liberty 2-0147-48.
 ★CHICAGO 10, ILL., 404 N. Franklin St., O. A. Ulrick, Mgr., Tel. Superior 7-6920.
 ★CINCINNATI 25, O., 3372 Central Pkwy. A. E. Brauch, Mgr. Tel. Kirby 5558.

CLEVELAND 11, OHIO, 11902 Milligan Ave., David G. Lee. Tel. Clearwater 1-3462.
 COLUMBIA, S. C., 319 Howard St., C. A. Page, Tel. 6-8806.
 COMMERCE, GA., State St. J. T. Hanley. Tel. 3-6872.
 CONYNGHAM, PA., Box 46, Robert S. Vogt. Tel. Sunset 8-5556.
 DALLAS 2, TEXAS, P.O. Box 5013, Emmett Richards. Randolph 5722.
 DENVER 10, COLO., 1801 South Marion St. L. E. Carter, Tel. Spruce 7-7060.
 DETROIT 21, MICH., 16630 Ward Ave. John F. Lux, Tel. University 3-4948.
 GREENSBORO, N. C., P.O. Box 226. W. D. Harrod. Phone: 3-7648.
 GREENVILLE, S. C., 119 Phillips Lane, M. M. Ambrose, Tel. 3-4647.
 INDIANAPOLIS 1, IND., 3731 N. Tacoma Ave. B. L. Rogers. Tel. Liberty 6-2277.
 JACKSON, MISS., 327 Eastview St. J. A. Boyette. Tel. 5-1976.
 JOHNSON CITY, N. Y., 471 Main St., J. J. Latfer, Tel. 7-3994.
 KANSAS CITY 41, MO., P.O. Box 824, T. O. Biggers, Tel. South 5030.
 LATHAM (TROY), NEW YORK, 19 Aragon Ave., J. R. LeTourneur, Tel. State 5-6663.
 LYNCHBURG, VA., P.O. Box 1075. C. D. Mairs. Tel. 3-1215.
 ★LOS ANGELES 15, CAL., 119 E. Pico Blvd. P. M. Mason, Mgr. Tel. Richmond 7-9187, 7-5188.
 MEMPHIS, TENN., 4695 Dunn Rd., R. J. Lindhorst, Tel. Mutual 5-6750.
 MIAMI 37, FLA., 2101 Northwest 1st Ave., H. L. Simon, Tel. 82-0323.
 MINNEAPOLIS, MINN., 2800 Texas Ave., St. Louis Park, Minn. Leonard Koehler. Tel. Midway 6236.
 NASHVILLE 12, TENN., 1602 South Observatory Drive. W. J. Brauch. Tel. Cypress 2-5123.
 NEW ORLEANS, LA., 59 W. Claiborne Square, Chalmette, La., L. A. Van Hooser. Tel. Edgewood 1-3106.
 ★NEW YORK 16, N.Y., 116 E. 27th St. W. G. Booth, Mgr. Tel. Murray Hill 9-1266, 9-1267, 9-1268.
 ★PHILADELPHIA 7, PA., 1316 Arch St. B. W. Merz, Mgr. Tel. Locust 7-1023.
 PITTSBURGH 26, PA., 521 Brookline Blvd., Richard Marsh, Tel. Locust 3-3589.
 PLANT CITY, FLA., 214 N. Gordon St. J. C. Morgan. Tel. 3-2681.
 PORTLAND 7, ORE., P.O. Box 843, Marvin H. Corns. Capital 3-7500.
 RAYNHAM, MASS., P.O. Box 141. W. P. Godek. Tel. Taunton 2-5149.
 RUTHERFORD, N. J., 246 Sylvan St., Richard Whitson. Tel. Geneva 8-2178.
 ★ST. LOUIS, MO., 1517-21 Olive St., Z. X. Bennett, Mgr. Tel. Chestnut 1-2368.
 SALT LAKE CITY, UTAH, 1215 E. 13th South St. L. F. Rosvall.
 SAN ANTONIO, TEXAS, P.O. Box 201, H. E. Pearson. Tel. Pershing 2-2884.
 SAN FRANCISCO 7, CALIF., 1275 Mission St. R. J. Vail. Tel. Underhill 1-1580.
 SEATTLE, WASH., 808 Motor Pl. Paul Lockett. Tel. Seneca 8083.
 TUPELO, MISS., 831 Strauss St., Lloyd Baldwin. Tel. 1859-J.
 WAKEFIELD, MASS., 195 North Ave., H. Haberman Jr., Tel. Crystal 9-0455.
 YORK, PA., 444 South George St. Richard L. Smith. Tel. York 8-5592.



FOREWORD

The one dominating idea back of "Union Special" is to build the best industrial sewing machines in the world.

All parts are made to gauges with exceedingly close limits. Repairs can be made with facility, as all parts are readily accessible, and are 100% interchangeable.

It is our constant aim to furnish carefully prepared information that will enable the customer to secure all possible economies and advantages from the use of Union Specials. On the pages which follow will be found illustrations and descriptions of the parts for styles in Classes 9900, 14700.

Additional catalogs, containing information relative to these machines, and which will be furnished on request, are listed below.

Catalog No. 29	List of Transmitter Parts and Miscellaneous Accessories
Catalog No. 45	List and Description of Needles
Catalog No. 45 A Form 357	Price List of Needles Engineering Department Adjusting Instructions. Specify the Style number of the machine for which the adjusting instructions are required

In all manufacturing centers will be found Union Special representatives, who will co-operate with those who desire in planning and estimating their requirements.

UNION SPECIAL MACHINE COMPANY

Engineering Department

IDENTIFICATION OF MACHINES

Each Union Special carries a style number which is stamped in the name plate on the machine. Style numbers are classified as standard and special. Those which are standard have one or more letters suffixed but never contain the letter "Z". Example: 9900 S. Style numbers containing the letter "Z" are special. When only minor changes are made in a standard machine a "Z" is merely suffixed to the respective standard style number. Example: 9900 SZ.

Styles of machines similar in construction are grouped in the catalog under a class number, which differs from the style numbers in that it contains no letters. Example: 9900.

STYLES OF MACHINES IN CLASS 9900

Flat Bed One Needle Machines, Bed 13 Inches Long, Double Locked Zigzag Stitch Type 404, Lateral Throw of Needle Adjustable from Zero to 3/16 Inch

- 9900 A For attaching labels, button-hole patches and button patches to garments and sundry operations; hinged presser foot with open front, feed surface on both sides of needle, Type 101 needle.
- 9900 E For seaming miscellaneous leather and cloth; abutted edge seam, Type F5a-1, with tape on underside, two-section bottom presser foot, feed surface on both sides of needle, Type 701 needle.
- 9900 Q For purl stitching collars and fronts of knitted undergarments; non-differential feed, Type 101 needle.
- 9900 S For binding awnings and similar articles; selvage edge English binding attachment, Type 130 needle, standard width of binding 9/16 inch.
- 9900 Y For binding operations on knitted and woven fabrics; selvage edge English binding attachment, Type 101 needle, standard widths of binding 5/8 and 3/4 inch.
- 9900 Z A special style, similar to the standard styles in Class 9900, but differing in some of its component parts.
- 9900 AG For felling the edge of coat collars; Type 106 needle.

STYLES OF MACHINES IN CLASS 9900 (Cont'd)

- 9900 AH For purl stitching collars and fronts of knitted undergarments and shaping ends of collars; non-differential feed, fixed knife engagement upper trimming mechanism, Type 101 needle.
- 9900 AJ Fitted with differential feed mechanism; otherwise same as 9900 Q.
- 9900 AK For closing heavy shoes, hunting boots and similar articles; upper and under feed, Type 701 needle.
- 9900 AP For making self scallops on straps and hems of flat and warp knitted undergarments made from cotton, wool, rayon and silk; Type 101 needle.
- 9900 AQ For attaching knitted binding strips, split tube borders and bands to flat and warp knitted silk and rayon garments; body of fabric can be simultaneously gathered or left plain, long length strip cut parallel with the wale, offset differential feed, Type 101 needle, standard finished width of binding, split tube border or band, 1/4, 1/2, 1, 1 1/2 and 2 inches.
- 9900 AR For attaching laces with straight or irregular headings to light weight knitted and woven undergarments of every description; lapped seam, under trimming mechanism, Type 101 needle.
- 9900 AS For felling ready made waistbands to trousers, hand felling effect, one operation, waistband used in long lengths, power driven roller feed, adjustable guide to take waistbands ranging from 2 3/16 to 4 inches wide, Type 109 needle.

STYLES OF MACHINES IN CLASS 14700

- Flat Bed Single Needle Dual Stitch Machines, Straightaway Type 401 and Zigzag Type 404, Bed 13 Inches Long, Upper and Under Feed
- 14700 D For closing all weights of shoes; presser foot without tongue, Type 701 needle.
- 14700 E For closing extra heavy weight shoes; presser foot without tongue, Type 701 needle.
- 14700 Z A special style, similar to the standard styles in Class 14700, but differing in some of its component parts.

APPLICATION OF CATALOG

This catalog applies only to the standard styles of machines as listed. It can also be applied with discretion to the special machines in Classes 9900 and 14700.

NEEDLES

TYPE NUMBERS AND SIZES

Each needle has a type number and size number. The former denotes the kind of shank, point, length, groove, finish, and other details. The latter denotes the largest diameter of the blade, measured in thousandths of an inch midway between the shank and eye, and is stamped in the needle shank. Collectively the type number and size number is the complete symbol.

To have orders promptly and accurately filled, the empty package, a sample needle, or the type and size number should be given. See marks on packages. An intelligent order would read as follows: "1000 Needles Type 106 Size .040."

The type number of the standard needle for each style of machine is listed in the description of the various styles.

The type numbers of the needles most commonly used in the styles of machines covered by this catalog are listed below. Set opposite each type number is the definition of the needle and sizes available.

Type No.	Description
101	Round shank, round point, extra short, double groove, nickel plated- sizes 019, 022, 025, 027, 029, 032, 034, 036, 038, 040, 042, 044, 046, 049, 054
101 A	Same as Type 101, except plain finish- size 040
101 G	Same as Type 101, except chromium plated- sizes 032, 036, 040
103	Round shank, round point, extra short, double groove, long blade, nickel plated- sizes 027, 032, 044
104	Round shank, round point, extra short, double groove, spotted, nickel plated- sizes 036, 040, 042, 044, 049
106	Round shank, round point, extra short, double groove, ball eye, nickel plated- sizes 025, 027, 029, 032, 034, 036, 038, 040, 042, 044, 049

NEEDLES (Cont'd)

Type No.	Description
106 G	Same as Type 106, except chromium plated- sizes 029, 032, 036, 038, 040, 044
106 H	Same as Type 106, except ball point- size 040
106 GH	Same as Type 106, except ball point, chromium plated- sizes 036, 040
108	Round shank, round point, extra short, double groove, ball eye, spotted, nickel plated- sizes 032, 036, 038, 040, 042, 044, 049, 054
108 G	Same as Type 108, except chromium plated- sizes 032, 036, 040, 044, 049, 054
108 H	Same as Type 108, except ball point- sizes 036, 040
108 GH	Same as Type 108, except ball point, chromium plated- sizes 036, 040, 044
109	Round shank, round point, extra short, double groove, ball eye, government, nickel plated- sizes 027, 032, 036, 040, 044
109 G	Same as Type 109, except chromium plated- sizes 036, 044
109 HA	Same as Type 109, except ball point, chromium plated- size 040
130	Round shank, round point, short, double groove, ball eye, government, spotted, nickel plated- sizes 032, 036, 040, 044, 049, 054, 060, 067
130 G	Same as Type 130, except chromium plated- sizes 040, 044, 049, 054, 060
701	Round shank, flat point, extra short, double groove- sizes 027, 029, 032, 034, 036, 038, 040, 042, 044, 049, 054, 060
701 G	Same as Type 701, except chromium plated- size 038

NEEDLES (Cont'd)

APPLICATION OF TYPE NUMBERS

The styles of machines covered by this catalog are listed below. Set opposite each style number is the type number or numbers of the needle generally used. Type numbers are arranged numerically, as the variety of the materials sewed on each machine makes it impractical to show a preference.

Machine Style No.	Type Nos. of Needles Used
9900 A	101, 101 A, 101 G, 103, 104, 106, 106 G, 106 H, 106 GH, 108, 108 G, 108 H, 108 GH
9900 E	101, 701, 701 G
9900 Q	101, 101 A, 101 G, 103, 104
9900 S	130, 130 G
9900 Y	101, 101 A, 101 G, 103, 104
9900 AG	106, 106 G, 106 H, 106 GH, 108 G, 108 H, 108 GH,
9900 AH	101, 101 A, 101 G, 103, 104
9900 AJ	101, 101 A, 101 G, 103, 104
9900 AK	701
9900 AP	101, 101 A, 101 G, 103, 104
9900 AQ	101, 101 A, 101 G, 103, 104
9900 AR	101, 101 A, 101 G, 103, 104, 106, 106 G, 106 H, 106 GH, 108, 108 H, 108 GH
9900 AS	109, 109 G, 109 HA
14700 D	701, 701 G
14700 E	701, 701 G

ORDERING REPAIR PARTS

PLATES

Grouped together according to scale will be found illustrations of parts similar in appearance and, to some extent, component parts that go together in the same subdivision of the mechanism.

When a given design of part is made in two or more sizes, only one illustration is usually shown. In ordering these pieces, it is necessary that the size be specified.

ORDERING REPAIR PARTS (Cont'd)

LIST OF PARTS

Turning from the plates to the list of parts, the description of each part and its principal uses will be found. Always check the symbol against its description before ordering. It is not necessary to furnish the plate number.

When a part is used or can be used in all machines covered by this catalog, no specific use is mentioned in the description.

For convenience in ordering, minor parts such as screws, nuts and similar articles are repeated after each major part.

(-) A dash in the "plate number" column of the list of parts denotes the absence of an illustration.

(‡) A double dagger in the "symbol to order by" column denotes that the component parts cannot be furnished separately.

IDENTIFYING PARTS

Where the construction permits, each part is stamped with its part number. Some of the smaller parts are stamped with an identification letter to distinguish them from parts similar in appearance.

All part numbers represent the same part, regardless of the catalog in which they appear.

SUPPLIES

All supplies, including taps, reamers, belting, belt hooks, belt fasteners, belt pliers, screw drivers, wrenches and powdered oil stone will be promptly furnished.

USE GENUINE NEEDLES AND REPAIR PARTS


Success in the operation of these machines can be secured only by the use of genuine Union Special Needles and Repair Parts as furnished by the Union Special Machine Company, its subsidiaries and authorized distributors. Obviously, it is to our interest to maintain the reputation of Union Specials by furnishing the very best goods obtainable. They are designed according to the most approved scientific principles, and are made with the utmost precision. The maximum efficiency and durability are assured.

Genuine needles are put up in packages marked at the top "Trade 'UNION SPECIAL' mark". Genuine repair parts are stamped with a reproduction of the well known two padlocks with a link connecting the shackles. Both trade marks are symbolic of superlative excellence. All other needles and parts are bogus.


TERMS

Prices are strictly "net cash" and are subject to change without notice. Express and freight shipments are forwarded at the buyer's risk, f.o.b. shipping point. Parcel post shipments are insured unless otherwise directed. A charge is made to cover the postage and insurance.

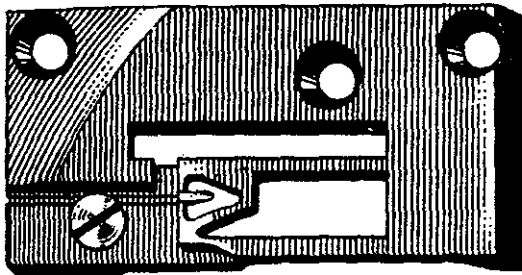
Plate 1 - Full Size



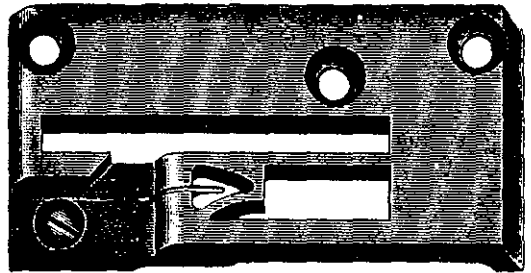
9924



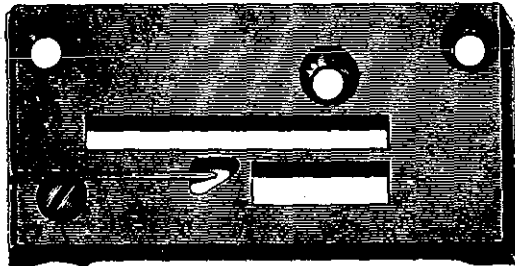
9924A



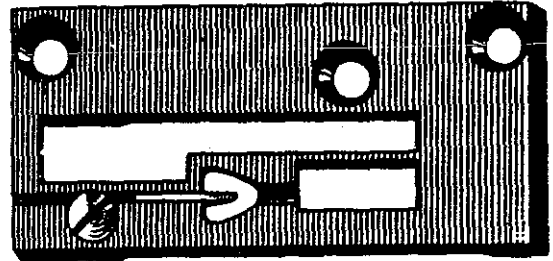
9924W



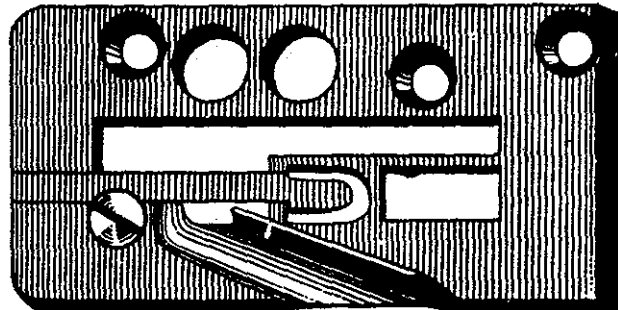
9924Y



14024



9928K



9928T

Plate 2 - Full Size

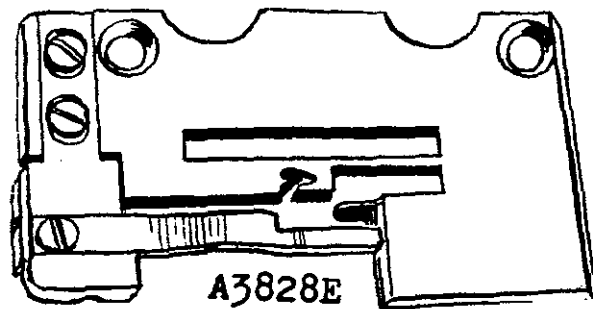

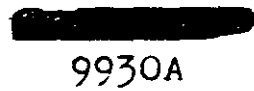

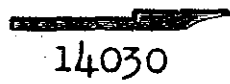
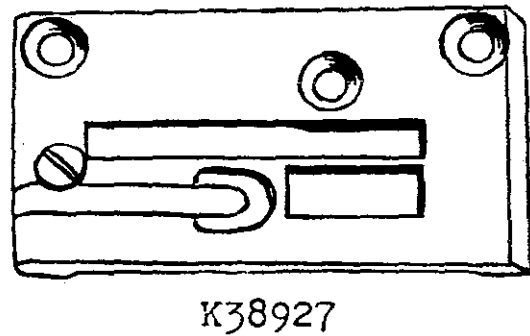

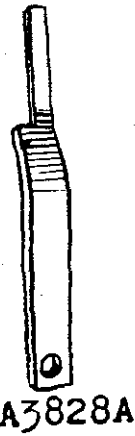
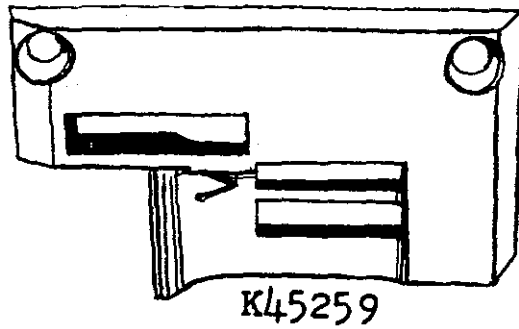
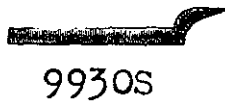
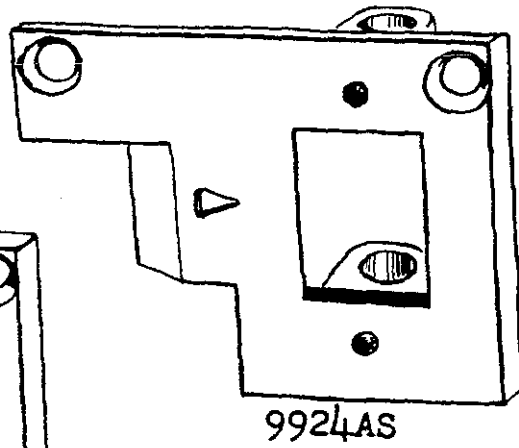
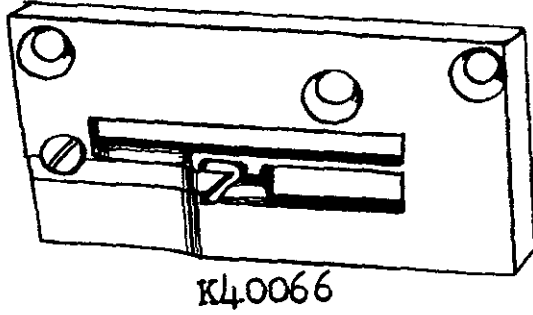

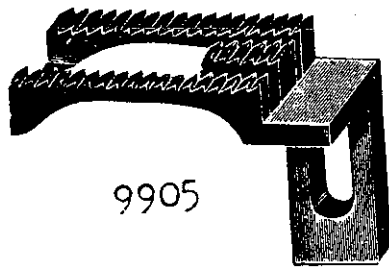
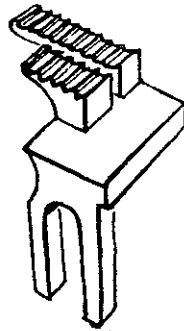


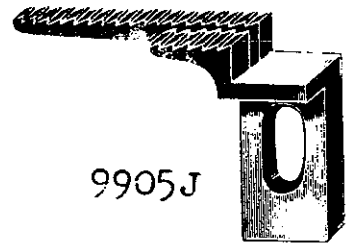
Plate 3 - Full Size



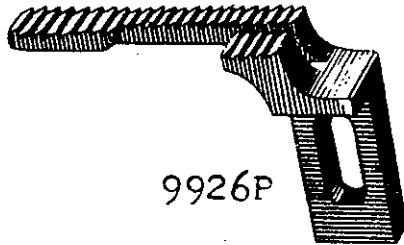
9905



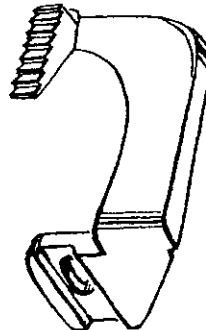
K38614



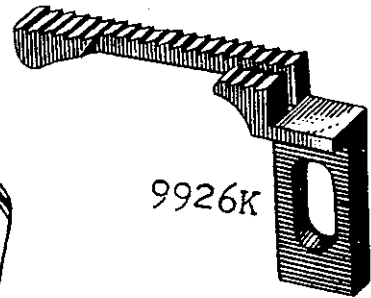
9905J



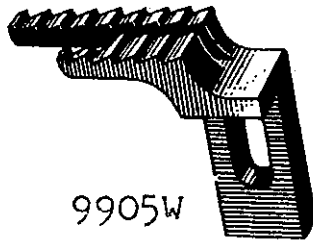
9926P



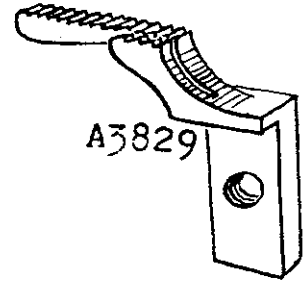
K38615



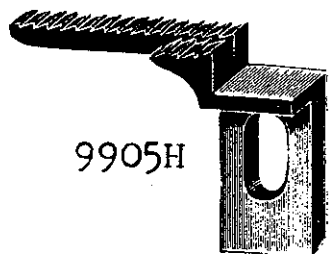
9926K




9905W



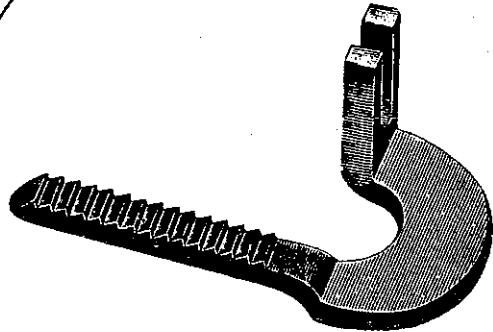
A3829



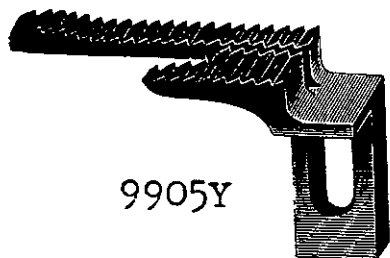
9905H



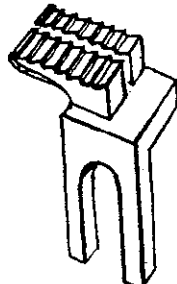
K44626



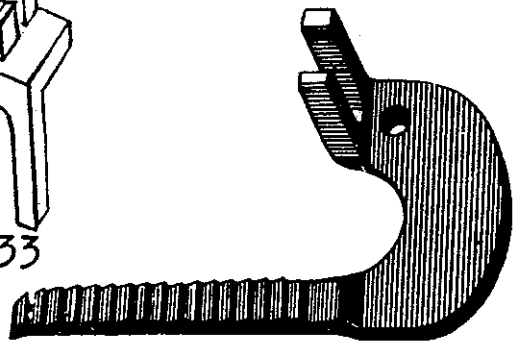
14705B



9905Y




K43933




9926L

Plate 4 - Full Size




9920



9920AC



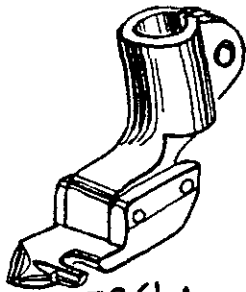
15480 C



9920G



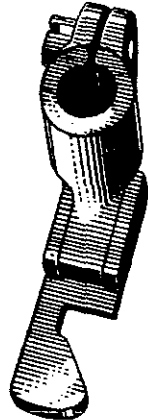
9920AE



A3864A



9993




9927N




9939S



9974A




9927R




14720B



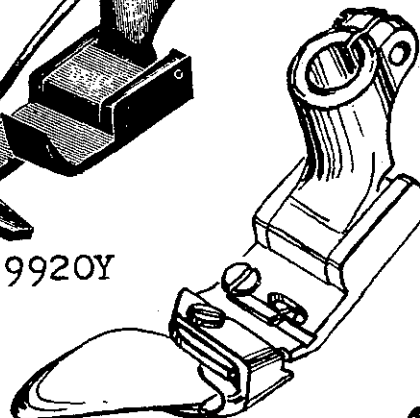
9927Q



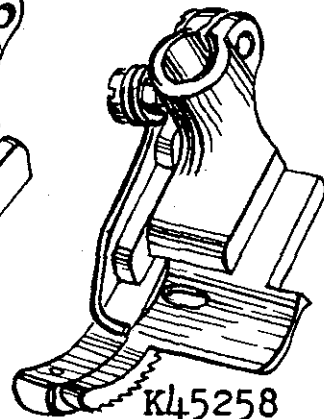
9920Y



9920AS

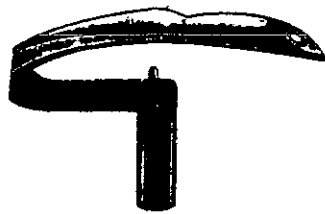


K40067



K45258

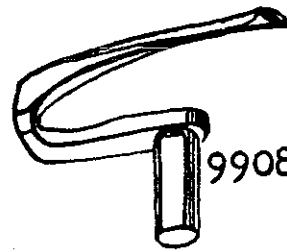
Plate 5 - Full Size



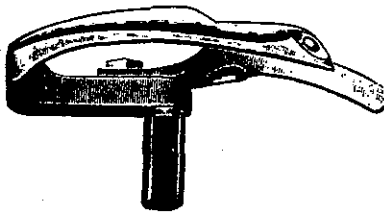
9908



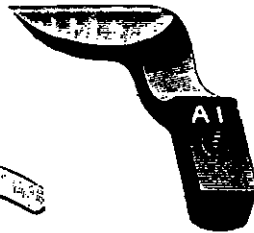
9925AR



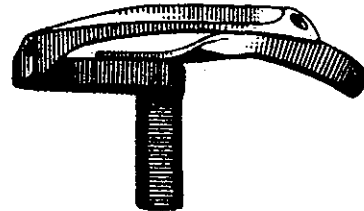
9908AD



9907P



9925



9907AH



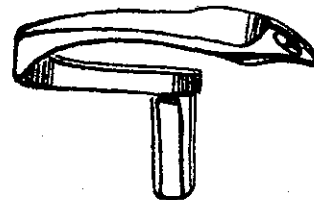
9910AH



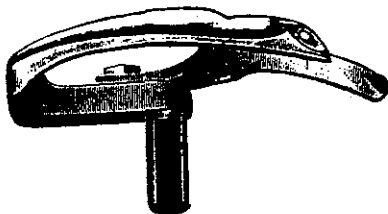
9908P



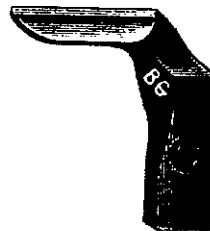
9910



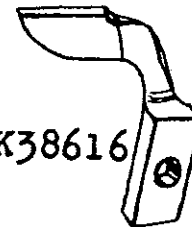
9908AS



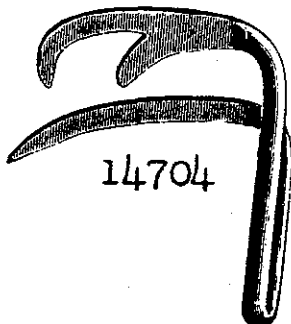
9907



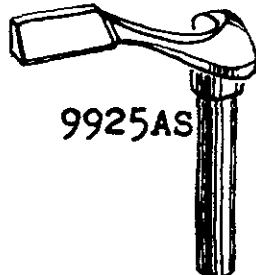
14725



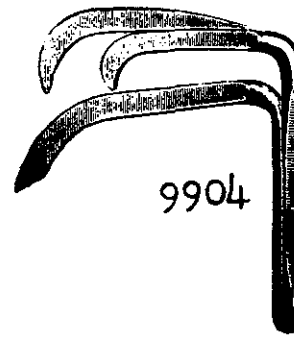
K38616



14704



9925AS



9904

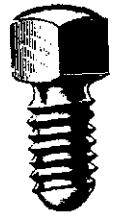
Plate 6 - Full Size



Plate 7 - Full Size



Plate 8 - Full Size



22509



69 FD



119A




22728



22647K-16



9965



156



10349




15879E



9263



478




64 A



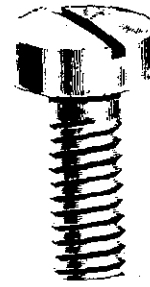
2164OAC



6042




820



T32



17



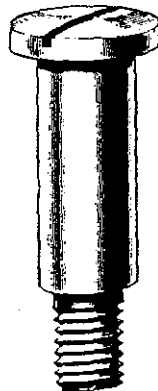
650 X
Specify Length



6939




15872H



420



30036



650 X
Specify Length

650
Specify Length

Plate 9 - Full Size



Plate 10 - Full Size



53A



158



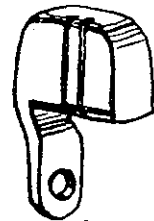
52 A



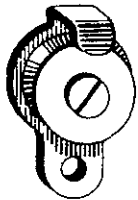
137



21632




21632B



21624



21628



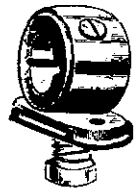
21610A




57 WB



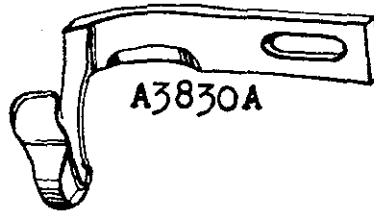
1347



57W



57 WA



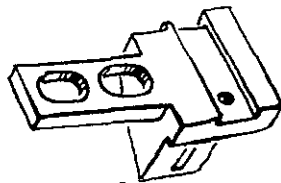
A3830A




107




79086



A3828B



101V



109 B



109



1346



111



A3849C



9951AH



40

Plate 11 - Full Size


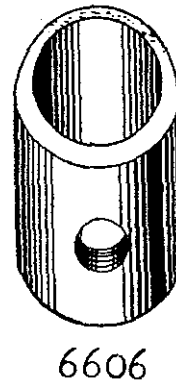


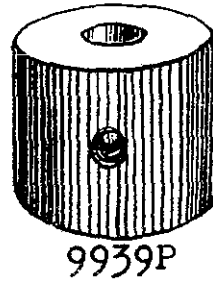
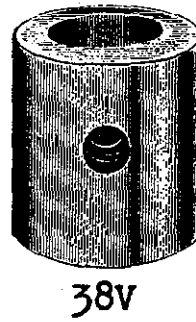
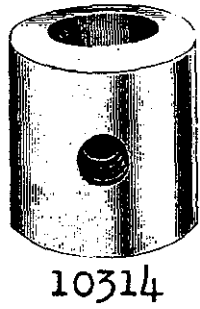
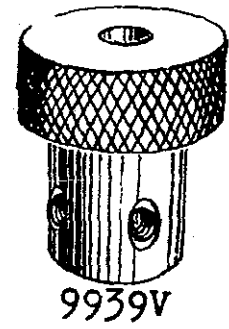
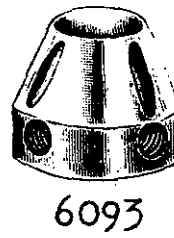
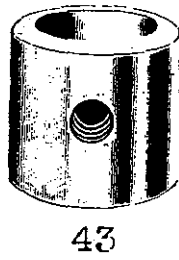
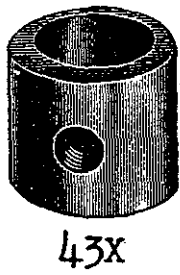

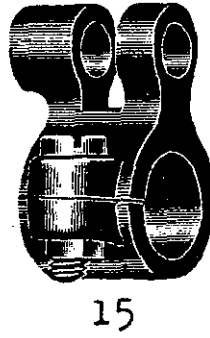



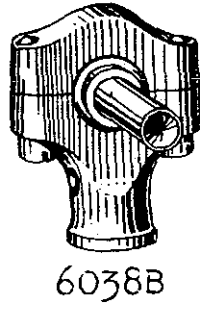
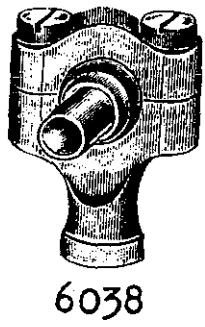
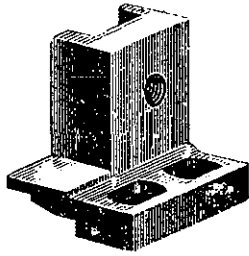
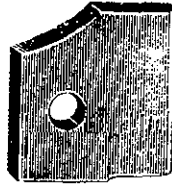


Plate 12 - Full Size




14735



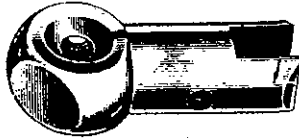
14736



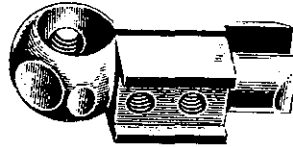
9954




6968B



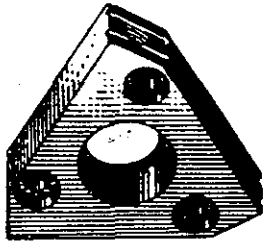
61B



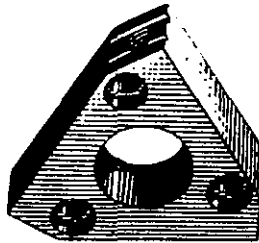
14742



70A



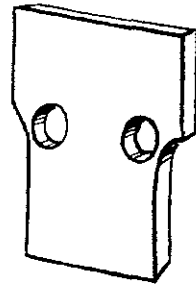
41258B



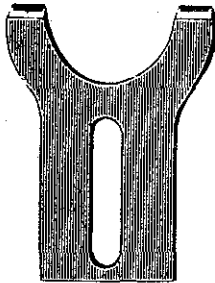
41258 E



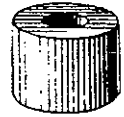
14675



K44622




14792



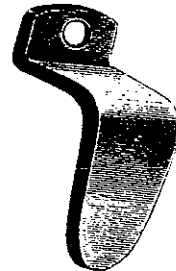
41258



12835



6B



9972



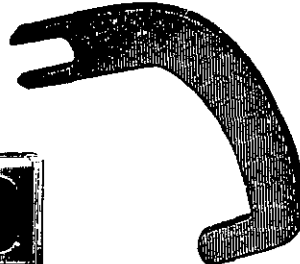
104



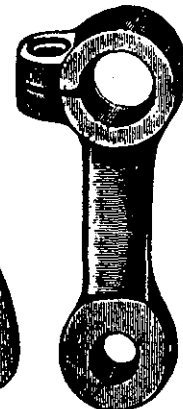
19



9950



14741



15446D



15446C



15847A



21390E

Plate 13 - Full Size








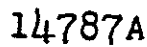
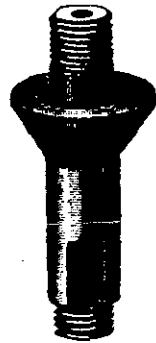










Plate 14 - Full Size



WA15



21225
SPECIFY
MEASUREMENT



660-112



V113



V118



21350



21351



6956 C



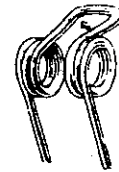
57WC



79085



6956H



41258 A



380



3336



110-1



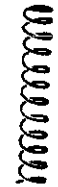
14775A




1230B



15872J



1286B




110-2



110-3



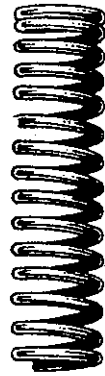
1349



426C



14788



14777A

Plate 15 - Full Size


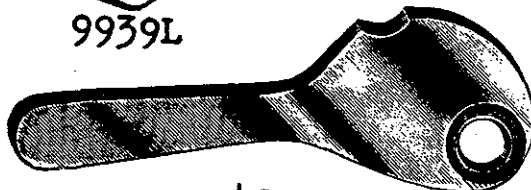
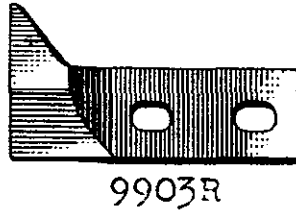
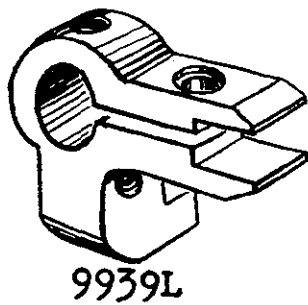
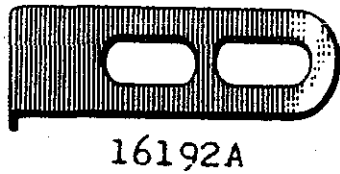
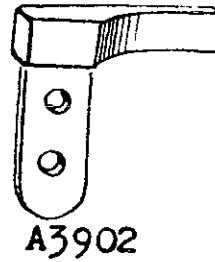
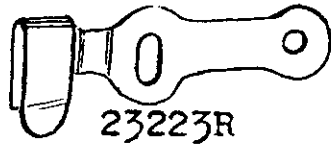
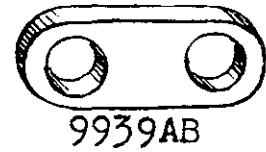
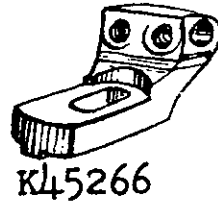
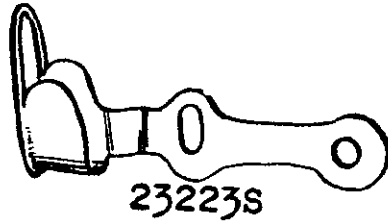
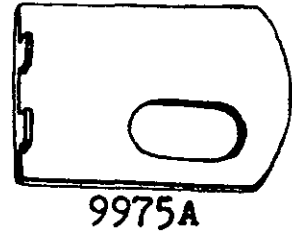
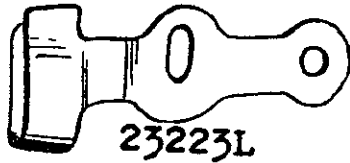
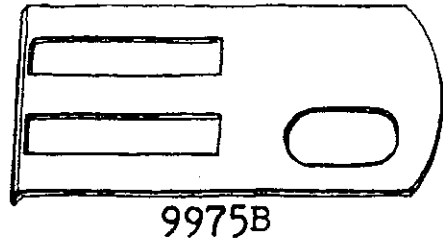
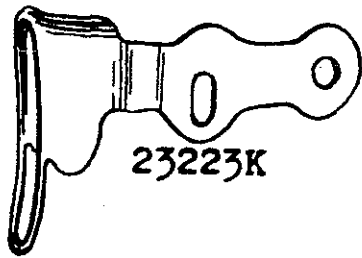


Plate 16 - One-half Size

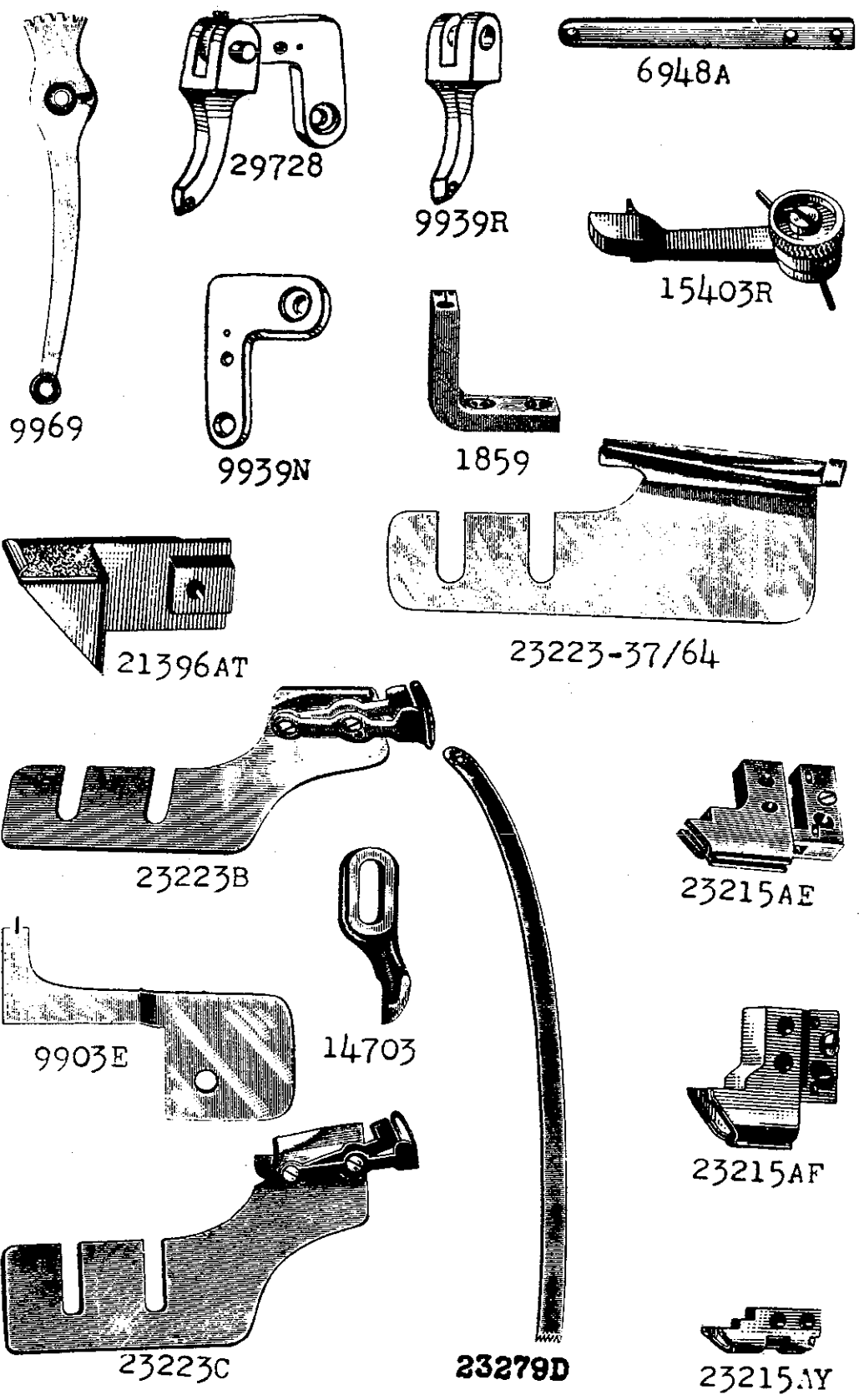



Plate 17 - One-half Size



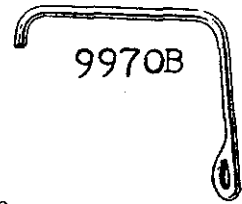
103



7638A



9970A



9970B




325




14793




2U




6402F



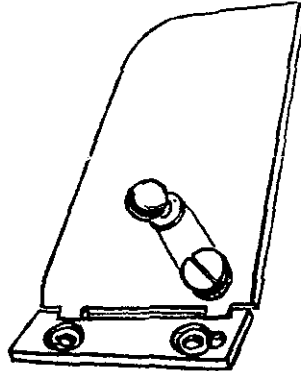
5630




900




9902



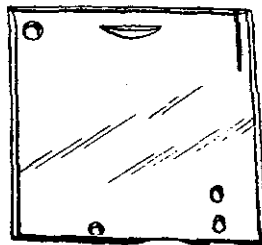
K43935




9902R



2A




9902B

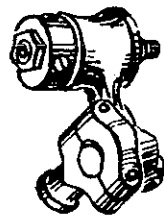


9902AH

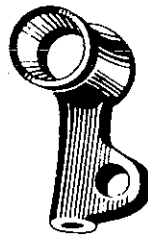
Plate 18 - One-half Size



29158J



29169K




6013




213



1230A



29132C



15879A




29122



15878D



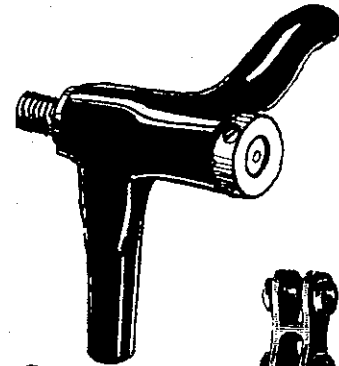
9963



29115



9961B



29310B



9968



29324



9957A



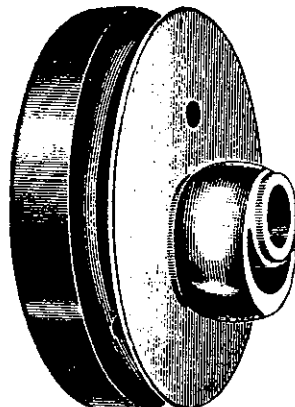
707




320




11654



9921



29084B



15430M

Plate 19 - One-half Size

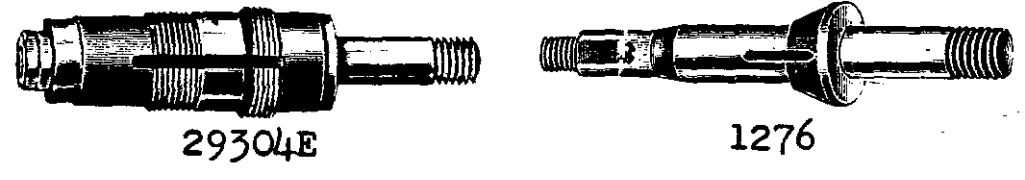
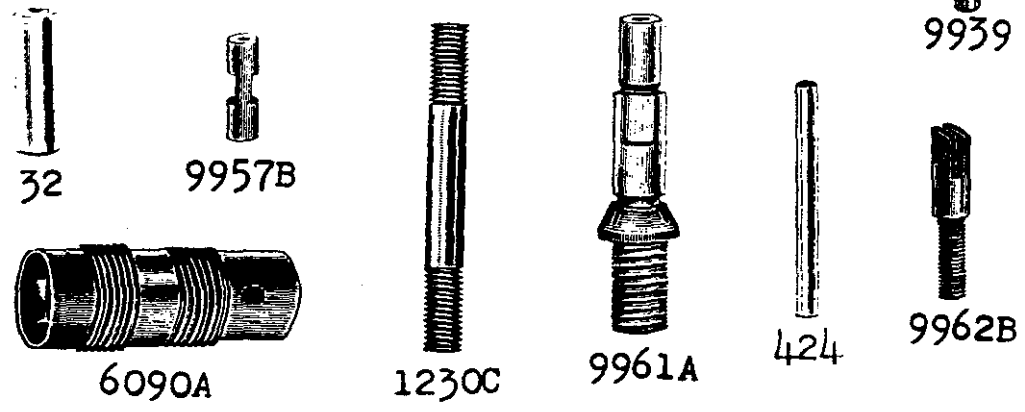
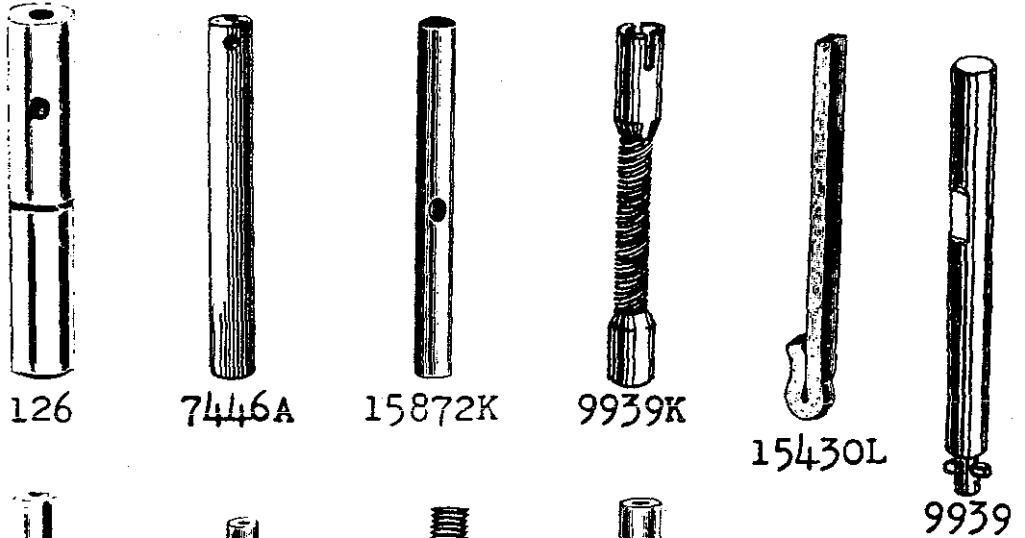
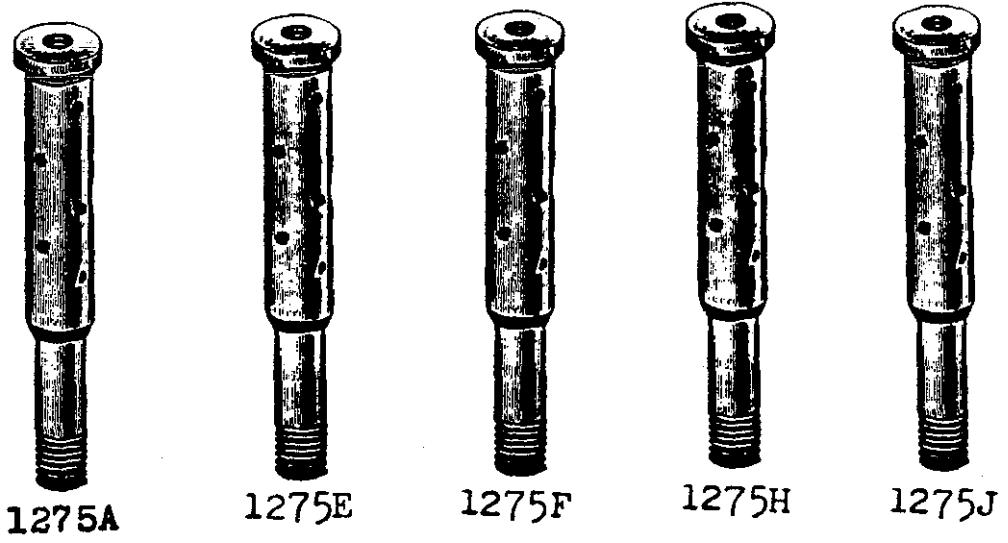


Plate 20 - One-half Size




Plate 21 - One-half Size




Plate 22 - One-half Size



21390F




21390A



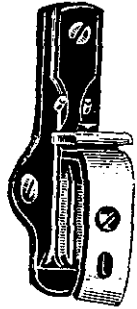
21390B



8843



8842



21390AU



21390




21390AS



21390D



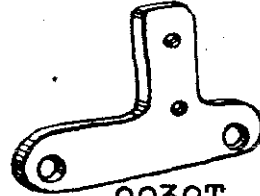
15872G



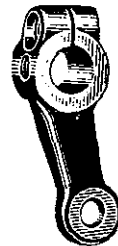
15873A




15872B




9939T



15880A



A4043




14740




9952AH



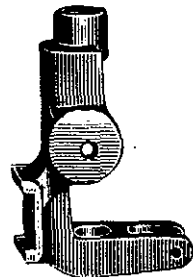
15872E



9958A




9959AH




15872A


Plate 23 - One-half Size



10



10X




908



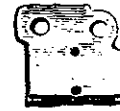
70



10A



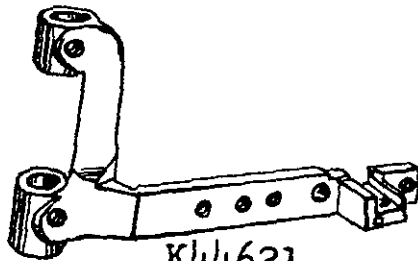
15447G



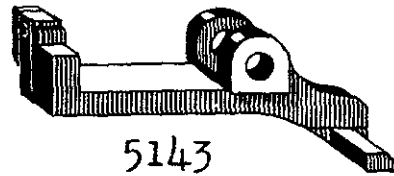
79079



9946



K44621




5143



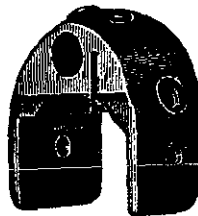
9932




6956A



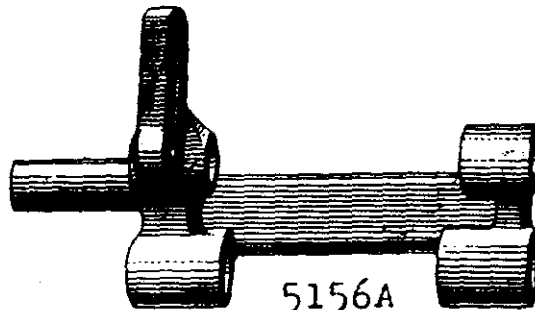
6948B



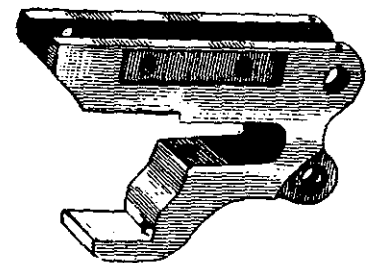
6E



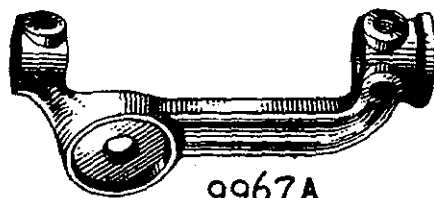
9939D



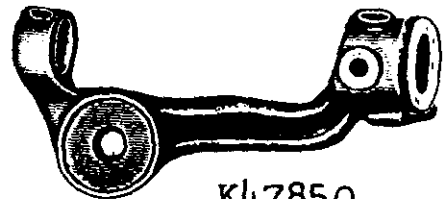
5156A



6967E




9967A

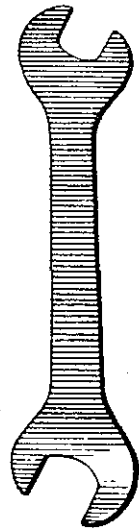


K47850

Plate 24 - One-half Size



421C
Specify
Length



21388 R




21388 N



21388



21369-3



421




753



21207



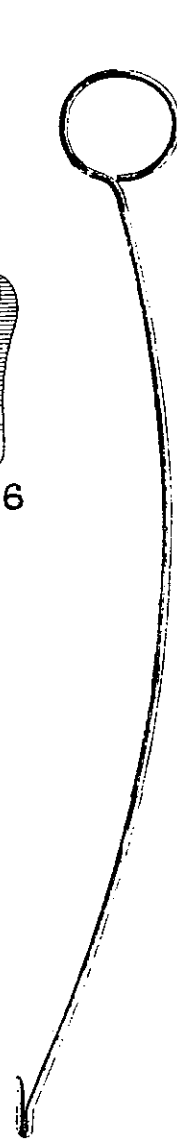
116




21355A



21355

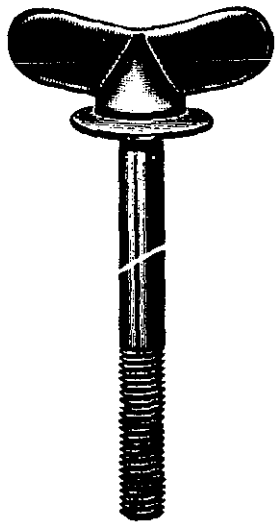


118

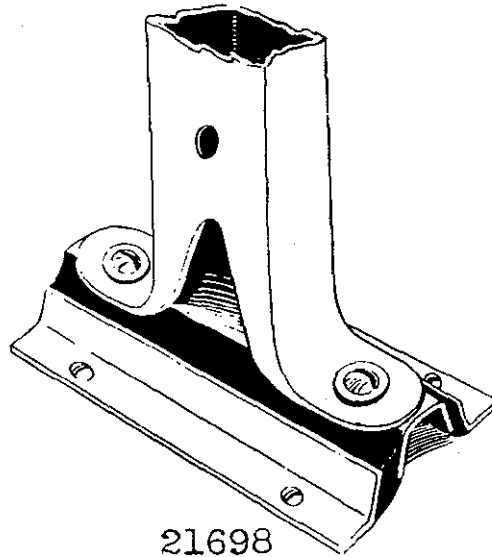


21218


Plate 25 - One-half Size




105
SPECIFY
MEASUREMENT



21698
Specify Length



118 B




423




21177A




21104 C



21145

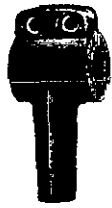


21681



TA 55

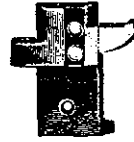
Plate 26 - One-third Size




9941



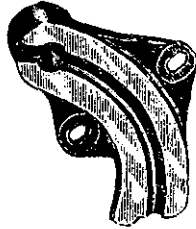
9942



9973



9945




9947



9953



9949



9964



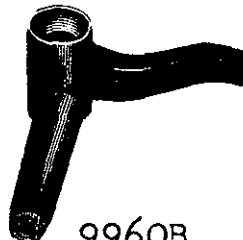
9940



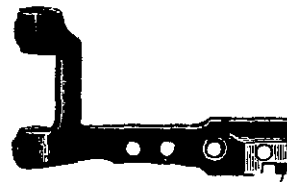
9933



9958



9960B

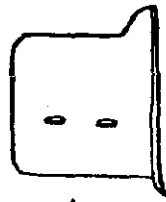


9931




9922


Plate 27 - One-fourth Size



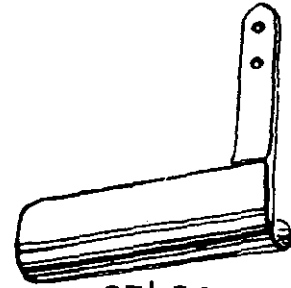
23450C



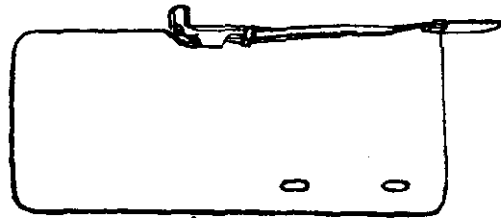
23408
Specify
Width



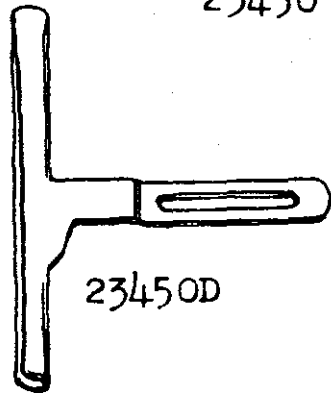
23450



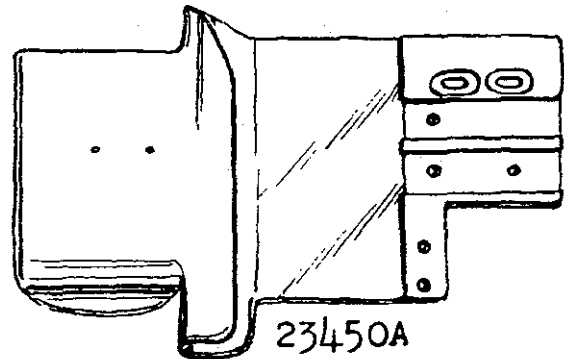
23450B



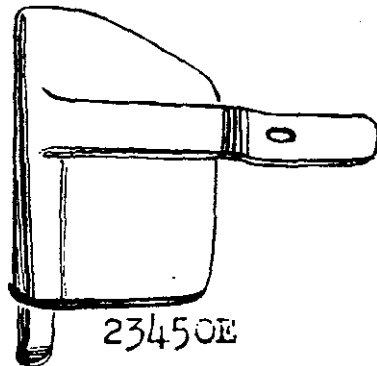
K45356



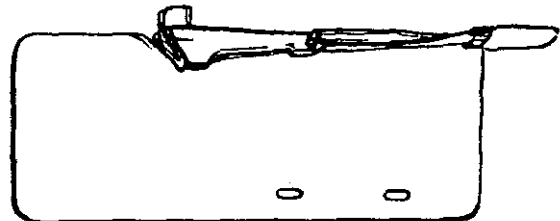
23450D



23450A



23450E




K43934

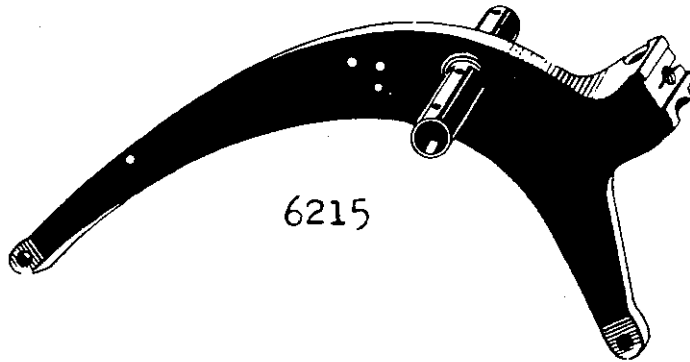
Plate 28 - One-fourth Size



6015B



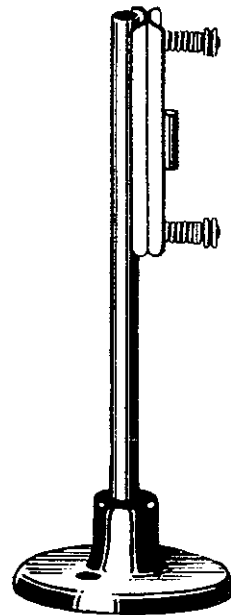
422




6215




416A




21182J



29402




21252

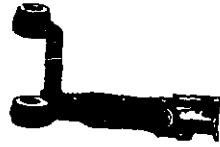


660-159

Plate 29 - One-fourth Size



14744A



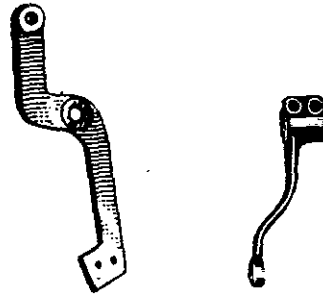
9931B



9959AG



9944



14792D



7H




14734



9944AG




14732



9939H



9944AH



14731



K44560



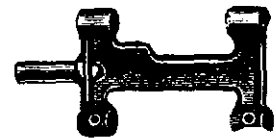
14737



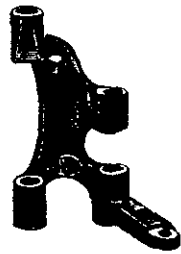
9939F




14733




7G



9935

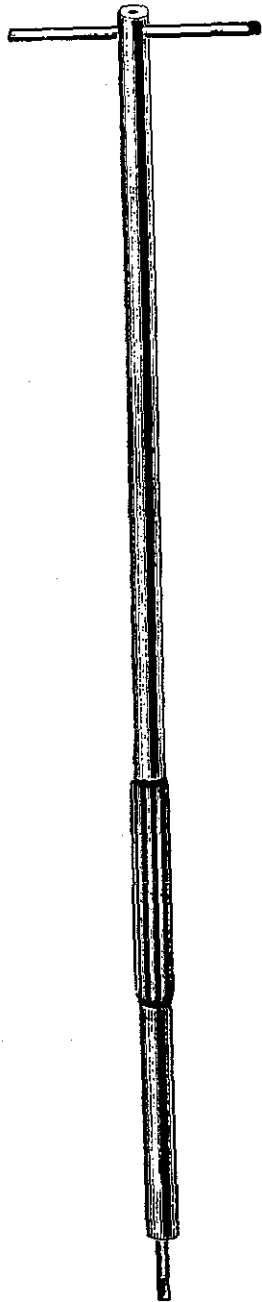


9939J

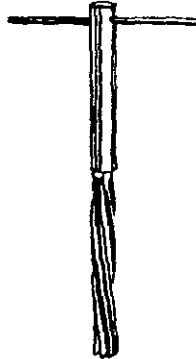


14778B


Plate 30 - One-fourth Size



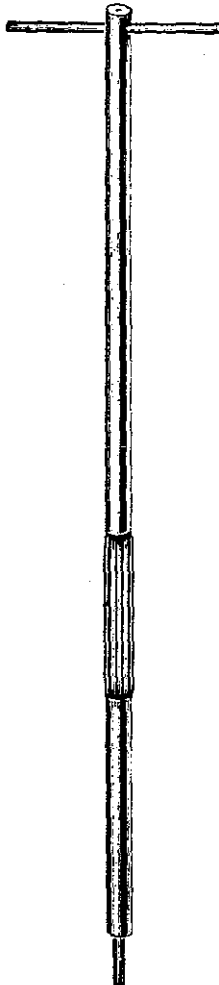
Y 506
Specify
Size



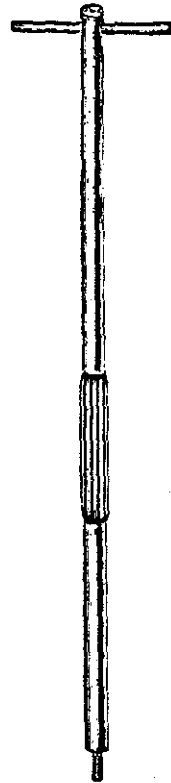
Y801



Y500
Specify
Size



Y505
Specify
Size



Y502
Specify
Size



Y800



Y802

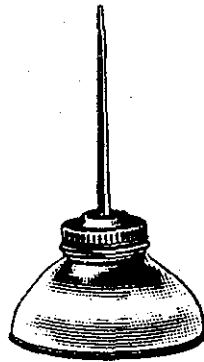
Plate 31 - One-fourth Size



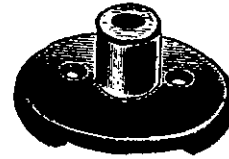
9922AH



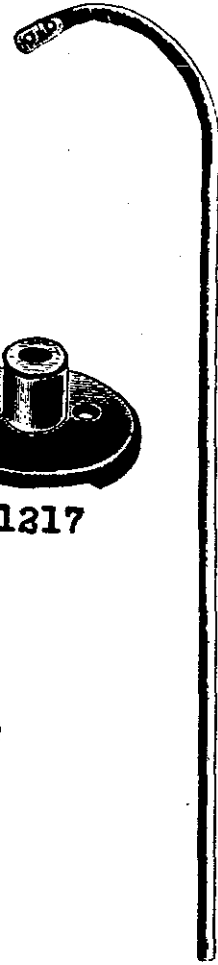
21696



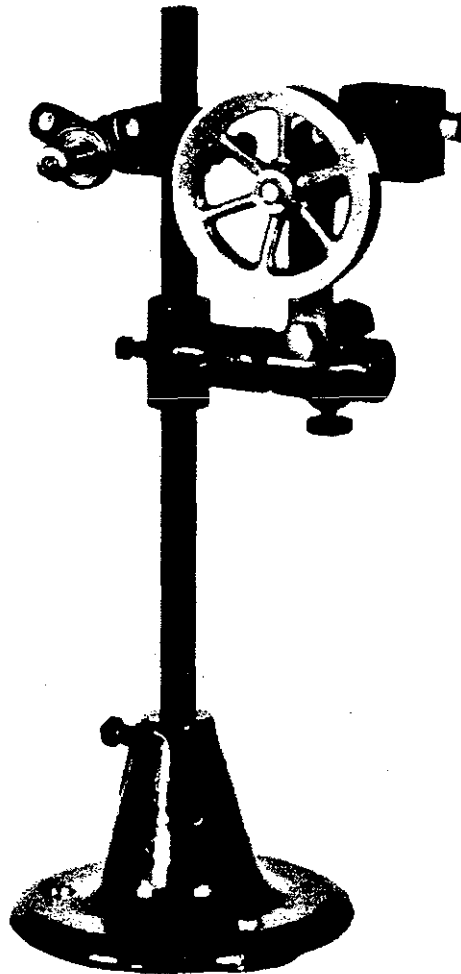
413



21217



100 B



21231



14760B

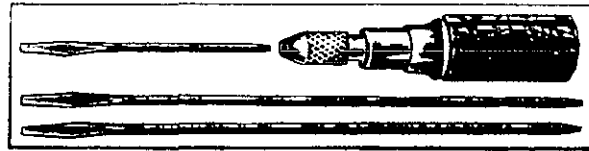


14760D

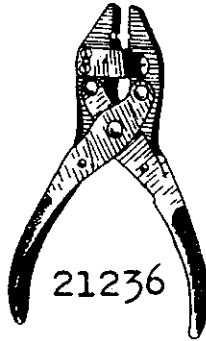
Plate 32 - One-fourth Size



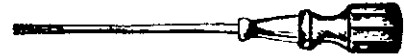
21206



21208



21236



21201



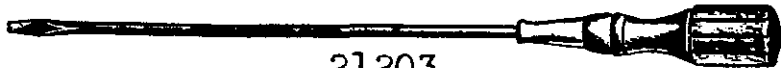
21104 B
Specify
Length



21202



21205A



21203




21696A




21204

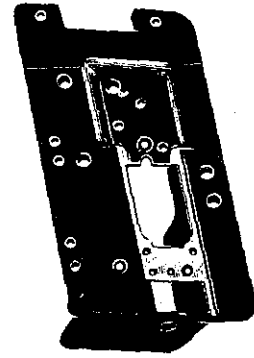
Plate 33 - One-eighth Size



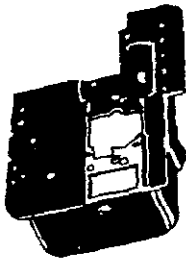
9901AH




14701F



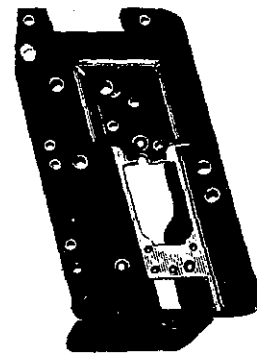
9901



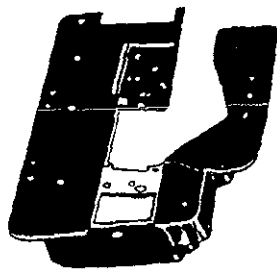
9901AS




9901E



K40416



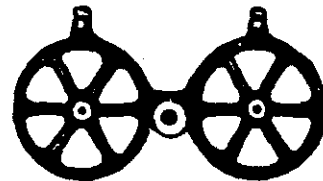
K43936



21375 A



K40415




21130 A-2



21178A

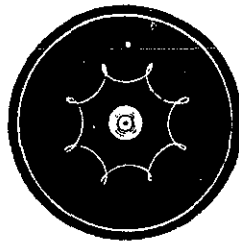


119




21680V

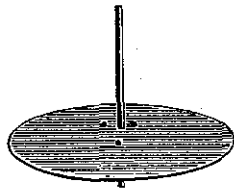
Plate 34 - One-eighth Size



21169E



21169D



21192A



21385D



21169F

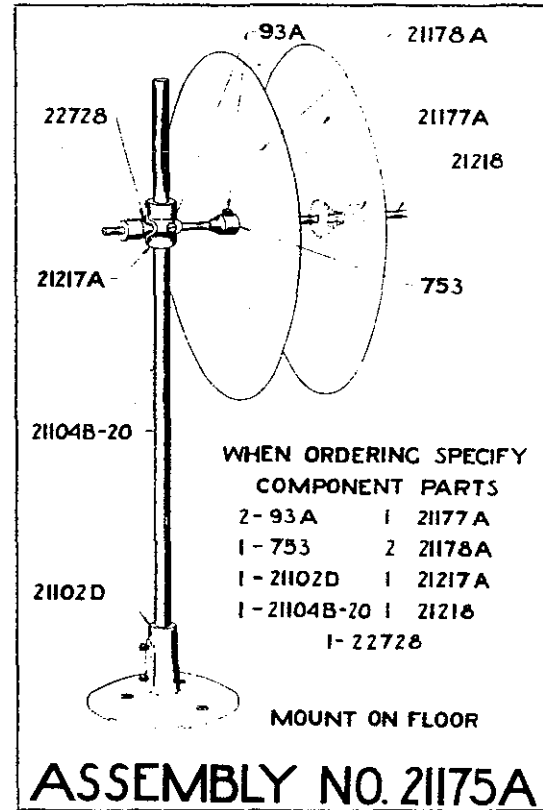
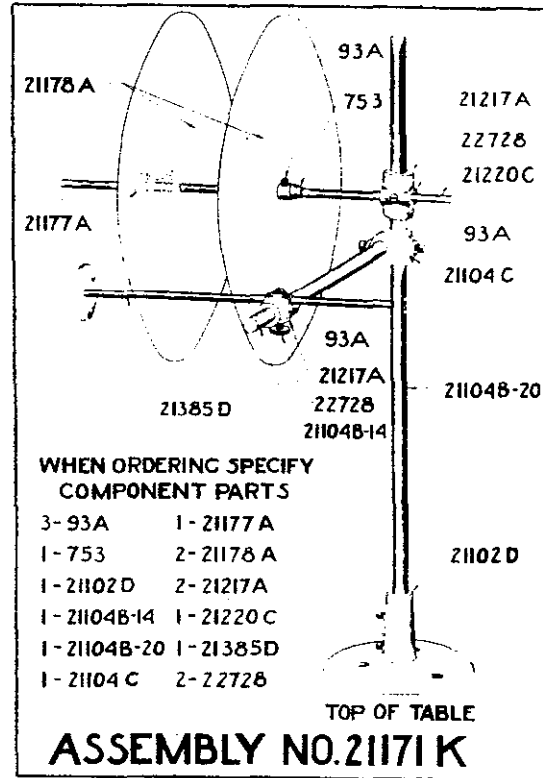

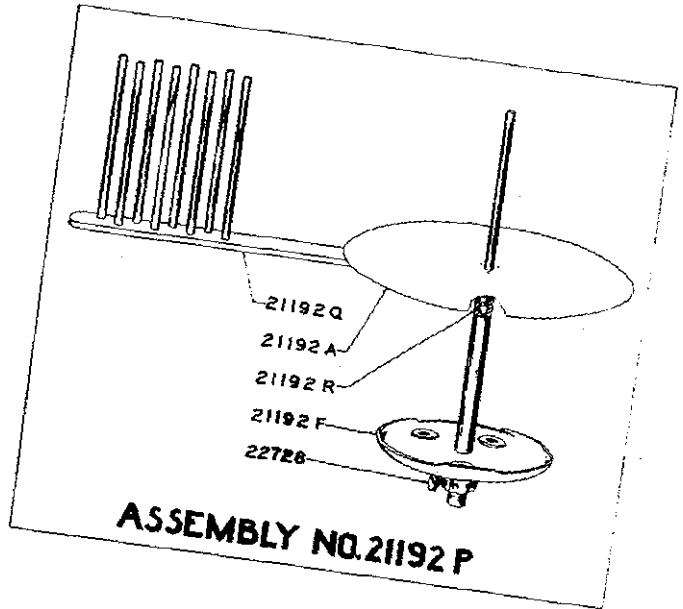


Plate 35 - One-eighth Size



OI-19



21220C



15936B



69 S



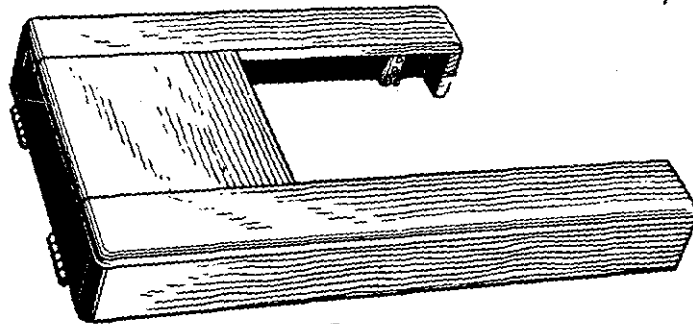
21102D



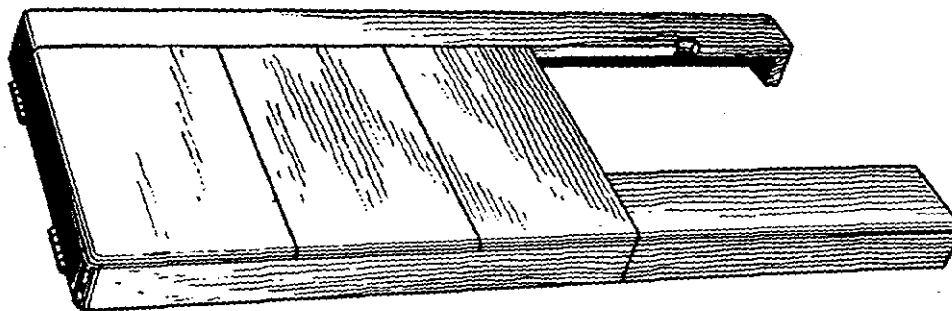
21114 A



29328



21379A



21377AG

LIST OF PARTS

Symbol to Order By	The figures in the last column refer only to the plates illustrating the parts and are not to be used in ordering. Refer to pink insert for prices.	Plate No.
2 A	Cloth Plate Slide, left, for Styles 9900 A, 9900 E, 9900 Q, 9900 S, 9900 Y, 9900 AG, 9900 AH, 9900 AK, 9900 AP, 9900 AQ, 9900 AR, 9900 AS, 14700 D, 14700 E - - - - -	17
2 U	Cloth Plate Cover Latch, for Style 9900 AQ (screw No. 134) - - - - -	17
5	Swinging Head Rock Shaft Collar (screw No. 95)	9
6 B	Looper Avoid Eccentric Fork Shoe (screw No. 94)	12
6 E	Looper Avoid Eccentric Fork (clamp screw No. 85, set screw No. 72) - - - - -	23
7 G	Feed Rocker, for Styles 9900 A, 9900 E, 9900 Q, 9900 S, 9900 Y, 9900 AG, 9900 AH, 9900 AP, 9900 AR (screw No. 88) - - - - -	29
7 H	Feed Rocker Arm, for Styles 9900 A, 9900 E, 9900 Q, 9900 S, 9900 Y, 9900 AG, 9900 AH, 9900 AP, 9900 AR (clamp screw No. 22596) - - -	29
8	Feed Rocker Shaft, 5 3/16 inches long, standard diameter .407 inch, for Styles 9900 AK, 14700 D, 14700 E - - - - -	20
8-408	Feed Rocker Shaft, standard diameter plus .001 inch - - - - -	---
8-409	" " " standard diameter plus .002 inch - - - - -	---
8-410	" " " standard diameter plus .003 inch - - - - -	---
8-413	" " " standard diameter plus .006 inch - - - - -	---
8-416	" " " standard diameter plus .009 inch - - - - -	---
8-419	" " " standard diameter plus .012 inch - - - - -	---
8-422	" " " standard diameter plus .015 inch - - - - -	---
8 A	Feed Rocker Shaft, 5 25/32 inches long, stan- dard diameter .407 inch, for Styles 9900 A, 9900 E, 9900 Q, 9900 S, 9900 Y, 9900 AG, 9900 AH, 9900 AJ, 9900 AP, 9900 AQ, 9900 AR - -	20
8 A-408	Feed Rocker Shaft, standard diameter plus .001 inch - - - - -	---
8 A-410	" " " standard diameter plus .003 inch - - - - -	---
8 A-413	" " " standard diameter plus .006 inch - - - - -	---
8 A-416	" " " standard diameter plus .009 inch - - - - -	---
8 A-419	" " " standard diameter plus .012 inch - - - - -	---
8 A-422	" " " standard diameter plus .015 inch - - - - -	---

LIST OF PARTS

Symbol to Order By	The figures in the last column refer only to the plates illustrating the parts and are not to be used in ordering. Refer to pink insert for prices.	Plate No.
10	Feed Bar Prong and Sponge, for Styles 9900 A, 9900 E, 9900 Q, 9900 S, 9900 Y, 9900 AG, 9900 AP, 9900 AR (screw No. 94)- - - - -	23
10 A	Feed Bar Prong Sponge- - - - -	23
10 X	" " " and Sponge, for Style 9900 AH (screw No. 94)- - - - -	23
11	" " Shaft, for Styles 9900 A, 9900 E, 9900 Q, 9900 S, 9900 Y, 9900 AG, 9900 AH, 9900 AK, 9900 AP, 9900 AR, 14700 D, 14700 E- - - - -	20
15	Feed Crank Link (shim No. 1248, clamp screw No. 22569, nut No. 7947) - - - - -	11
WA15	Stop Watch - - - - -	14
16	Feed Crank Link Ferrule- - - - -	13
17	" " Stud- - - - -	8
18	" " " Nut- - - - -	9
19	" " " Cap (screw No. 77) - - - - -	12
OI-19	Pressure Pump Oil Can, 1 1/2 pints capacity- - - - -	35
20	Feed Crank Stud Washer; also for Nos. 9970 A, 9970 B, K43935 - - - - -	9
21	Feed Crank Link Pin; also for Nos. 6956 A, 9939 R (screw No. 77)- - - - -	13
25 C	Screw, 9/32 inch long, for cloth plate attachments- - - - -	7
25 S	Screw, for cam gear stud washer; also for Nos. 14703, 23450 B, 23450 D, 23450 E - - - - -	7
25 T	Thumbscrew, for cloth plate slide- - - - -	7
25 CC	Screw, for cloth plate cover on Style 9900 AQ	6
28 C	" for clutch driving shaft pin on Style 9900 AS - - - - -	6
31	Looper Rock Shaft, 3 1/8 inches long, standard diameter .407 inch, for Style 9900 AR- - - - -	20
31-408	Looper Rock Shaft, standard diameter plus .001 inch - - - - -	-
31-410	" " " standard diameter plus .003 inch - - - - -	-
31-413	" " " standard diameter plus .006 inch - - - - -	-
31-416	" " " standard diameter plus .009 inch - - - - -	-
31-419	" " " standard diameter plus .012 inch - - - - -	-
31-422	" " " standard diameter plus .015 inch - - - - -	-
32	" " " 1 1/8 inches long, standard diameter .407 inch- - - - -	19
32-408	" " " standard diameter plus .001 inch - - - - -	-
32-410	" " " standard diameter plus .003 inch - - - - -	-

LIST OF PARTS

Symbol to Order By	The figures in the last column refer only to the plates illustrating the parts and are not to be used in ordering. Refer to pink insert for prices.	Plate No.
32-413	Looper Rock Shaft, standard diameter plus .006 inch- - - - -	---
32-416	" " " standard diameter plus .009 inch- - - - -	---
32-419	" " " standard diameter plus .012 inch- - - - -	---
32-422	" " " standard diameter plus .015 inch- - - - -	---
T32	Screw, for feed clutch support on Style 9900 AS- - - - -	8
36 G	Looper Connecting Rod Ball Stud Washer; also for No. 11654- - - - -	9
37 L	Tension Release Connecting Rod Nut, left thread, for styles in Class 14700- - - - -	9
37 R	Tension Release Connecting Rod Nut, right thread, for styles in Class 14700- - - - -	9
38 V	Looper Avoid Eccentric, for Style 9900 AS (spot screw No. 96)- - - - -	11
40	Frame Looper Thread Guide, lower, right- - - - -	10
41 A	Hand Lifter, for Styles 9900 Q, 9900 S, 9900 Y, 9900 AG, 9900 AH, 9900 AP, 9900 AQ, 9900 AR, 9900 AS (stud No. 86) - - - - -	15
42 A	Hand Lifter Screw Pin- - - - -	7
43	Feed Lift Eccentric, for Styles 9900 A, 9900 E, 9900 Q, 9900 Y, 9900 AG, 9900 AH, 9900 AJ, 9900 AK, 9900 AP, 9900 AQ, 9900 AS, 14700 D, 14700 E (spot screw No. 96)- - - - -	11
43 X	Loop Retainer Rocker Cam (spot screw No. 96)	11
47	Needle Lever Stud Nut, for styles in Class 14700; also for No. 9961 A - - - - -	9
48	Needle Lever Stud Washer - - - - -	9
50 D	Needle Bar (screw No. 88)- - - - -	20
52 A	Needle Lever Thread Eyelet, for Styles 9900 A, 9900 Q, 9900 S, 9900 Y, 9900 AG, 9900 AH, 9900 AJ, 9900 AP, 9900 AQ, 9900 AR, 9900 AS; also intermittent needle thread nipper lead- in eyelet for Styles 9900 A, 9900 E, 9900 AK, 14700 D, 14700 E (screw No. 98 A)	10
53 A	Needle Bar Thread Guide, for Styles 9900 A, 9900 Q, 9900 S, 9900 Y, 9900 AG, 9900 AH, 9900 AJ, 9900 AP, 9900 AQ, 9900 AR, 9900 AS, (screw No. 22768, washer No. 652 C-9)- - - - -	10
TA54	Hand Tally - - - - -	---
TA55	Hand Tachometer, 4 speed type, 90 to 12000 R.P.M. - - - - -	25
56	Needle Clamp Nut - - - - -	9
57 W	Needle Bar Thread Nipper Assembly, for Styles 9900 Q, 9900 Y, 9900 AJ, 9900 AP, 9900 AQ; one each Nos. 57 WA, 57 WB, 57 WC, 57 WD, 22560- - - - -	10

LIST OF PARTS

Symbol to Order By	The figures in the last column refer only to the plates illustrating the parts and are not to be used in ordering. Refer to pink insert for prices.	Plate No.
57 WA	Needle Bar Thread Nipper Collar (screw No. 22560)- - - - -	10
57 WB	" " " " Plate - - - - -	10
57 WC	" " " " Spring- - - - -	14
57 WD	Needle Bar Thread Nipper Spring Stud; also for Nos. 9939 S, 15480 C, K45258 - - - - -	6
61 B	Presser Bar Connection, for Styles 9900 A, 9900 E, 9900 Q, 9900 S, 9900 Y, 9900 AG, 9900 AH, 9900 AJ, 9900 AP, 9900 AQ, 9900 AR (set screw No. 89, clamp screw No. 97)- - - - -	12
62 B	Presser Guide Bar, standard diameter .319 inch (set screw No. 22560 B) - - - - -	20
62 B-322	Presser Guide Bar, standard diameter plus .003 inch - - - - -	---
62 B-325	" " " standard diameter plus .006 inch - - - - -	---
62 B-328	" " " standard diameter plus .009 inch - - - - -	---
62 B-331	" " " standard diameter plus .012 inch - - - - -	---
62 B-334	" " " standard diameter plus .015 inch - - - - -	---
64	" Spring Rest (screw No. 88) - - - - -	21
64 A	" " Regulating Screw- - - - -	8
64 B	" " " " Lock Nut - - - - -	9
HS65 P-4	Needle Thread Tension Take-up Spring Stud, for Style 9900 AR- - - - -	6
68 B	Main Shaft Sleeve, right - - - - -	13
69 S	Spool Pin, 4 inches long, for thread stand	35
69 FD	Screw, square head, cup point, 5/16 inch diameter, 18 threads per inch, 5/8 inch long, for thread stand seat- - - - -	8
70	Looper Avoid Eccentric Sponge Holder and Sponge (screw No. 93)- - - - -	23
70 A	Looper Avoid Eccentric Sponge; also for No. 9945 - - - - -	12
72	Set Screw, for looper avoid eccentric fork	6
73	" " for looper- - - - -	6
73 A	Screw, for looper needle guard; also for No. K47278 - - - - -	6
74	Screw, for swinging head control lever on Styles 14700 D, 14700 E- - - - -	7
75	Clamp Screw, for cam gear segment arm on Styles 14700 D, 14700 E; also for Nos. 6956 A, 9951 AH, 14790 A - - - - -	7
75 A	Screw, front, for loop retainer lever connecting rod; also for No. 15879 A - - - - -	7
77	Set Screw, fillister head, for upper needle lever link pin; also for Nos. 19, 21, A3849 C- - - - -	6

LIST OF PARTS

Symbol to Order By	The figures in the last column refer only to the plates illustrating the parts and are not to be used in ordering. Refer to pink insert for prices.	Plate No.
77 A	Screw, for loop retainer; also for Nos. 9925 AR, 15847 A- - - - -	6
78	Set Screw, headless, for lower needle lever link pin- - - - -	6
79	Clamp Screw, for needle rear guard on Style 9900 AS; also for No. 9939 A - - - - -	7
80	Screw, for cloth plates- - - - -	7
81	Set Screw, for cam gear stud; also for Nos. 9963, 15878 D- - - - -	6
82	Screw, for regulating length of stitch - - - - -	7
84 B	Stitch Regulating Ferrule- - - - -	9
85	Clamp Screw, for looper avoid eccentric fork; also for Nos. 6967 E, 9945- - - - -	7
86	Hand Lifter Stud - - - - -	7
86 A	" " Stud, plus size threads (tap No. V113)	6
86 X	Screw, for rock shaft plunger roller on Styles 14700 D, 14700 E - - - - -	7
87	Screw, for throat plates; also for Nos. 129, 9925, 14725, 21390 D, 21390 AS, K38616 - - - - -	6
87 U	Screw, for knife bar depresser cam on Style 9900 AR; also for No. A3830 A- - - - -	6
88	Set Screw, for needle bar; also for Nos. 7 G, 64, 161, 6093, 9931, 9931 B, 9953, 14731, 14732, 15465 F, 21113 B, K44621, K47790 - - - - -	6
88 A	Screw, for cloth plate slide stop plate on Style 9900 Y - - - - -	6
89	Spot Screw, for looper thread take-up; also for Nos. 61 B, 9961 B, 14742 - - - - -	6
90	Screw, for looper thread nipper spring; also for Nos. 9950, 9972, 14741, 21390 E- - - - -	6
91	Clamp Screw, for presser feet- - - - -	6
91 A	Screw, for presser foot tongues; also for Nos. 9994, 9994 A - - - - -	6
93	Screw, 7/16 inch long, for feed dogs; also for Nos. 70, 104, 7638 A, 9939 C, 9939 E, 9939 G, 9939 H, 9952 AH, 14735, 14740, 15880 A, 21396 AT	7
93 A	Screw, for lifter lever extension; also for Nos. 753, 9926 L, 9944, 9944 AG, 9944 AH, 9970 A, 9970 B, 14705 B, 14744 A, K44560 - - - - -	6
94	Screw, for looper avoid eccentric fork shoe; also for Nos. 10, 10 X, 908, 9932, 9939 N, 9946, 12835, 14736, 15447 G, K44622- - - - -	6
95	Screw, for swinging head rock shaft collar; also for Nos. 9660 B, 9943 C, 9963, 15878 D, 41258 D	6
96	Spot Screw, for feed lift eccentrics; also for Nos. 38 V, 43 X, 9967 A, 14787 A, 15880 A, K47850	6
96 A	Spot Screw, for looper avoid eccentric on Styles 9900 A, 9900 E, 9900 Q, 9900 S, 9900 Y, 9900 AG, 9900 AH, 9900 AJ, 9900 AK, 9900 AP, 9900 AQ, 9900 AR, 14700 D, 14700 E- - - - -	6

LIST OF PARTS

Symbol to Order By	The figures in the last column refer only to the plates illustrating the parts and are not to be used in ordering. Refer to pink insert for prices.	Plate No.
97	Screw, fillister head, for supporting feed dog; also for Nos. 61 B, 103, 707, 9947, 14742, 15872 A, 15872 B, 15872 L, 21390 F	6
97 A	Screw, for connecting rod ball joints; also for Nos. 9949, 9964, 11654 - - - - -	7
98	Screw, for tension thread eyelets; also for Nos. 482, 9967 A, K47850 - - - - -	6
98 A	Screw, for needle lever thread eyelets; also for Nos. 9966, 21632, 21632 B- - - - -	6
100 B	Thread Stand Wire, 16 inches long (set screw No. 22632 F-24)- - - - -	31
101 V	Looper Thread Take-up (spot screw No. 89)- - - - -	10
103	" " " Eyelet (adjusting screw No. 97)- - - - -	17
104	" " " Eyelet Spring (screw No. 93)- - - - -	12
105-2 1/2	Thumbscrew, 2 1/2 inches long, for fastening machine to table - - - - -	25
105-3	" 3 inches long- - - - -	25
105-3 1/2	" 3 1/2 inches long- - - - -	25
107	Tension Spring Ferrule - - - - -	10
108	" Regulating Nut - - - - -	9
109	" Disc, with contact surface 5/64 inch wide, for machines using needle threads the equivalent in size of No. 50 and smaller - - - - -	10
109 B	Tension Disc, with contact surface 1/8 inch wide, for machines using needle threads the equivalent in size of No. 40 and larger - - - - -	10
110-1	Tension Spring, .026 inch diameter wire, for looper threads - - - - -	14
110-2	Tension Spring, .028 inch diameter wire, for needle threads - - - - -	14
110-3	Tension Spring, .040 inch diameter wire, for needle threads; also for Nos. 14740, 21182 J- - - - -	14
111	Tension Thread Eyelet, for styles in Class 9900 (screw No. 98)- - - - -	10
V113	Tap, marked "Q-2" for plus size hand lifter stud - - - - -	14
116	Wrench, 9/32 inch opening, for needle clamp nut- - - - -	24
118	Thread Hook- - - - -	24
118 B	Thread Tweezers- - - - -	25
V118	Tap, marked "X-2" for plus size cloth plate screws - - - - -	14
119	Stay Box Assembly, for Style 9900 E; one each Nos. 119 A, 119 B, 119 C- - - - -	33
119 A	Stay Box Pivot Stud- - - - -	8
119 B	" " Cover - - - - -	-

LIST OF PARTS

Symbol to Order By	The figures in the last column refer only to the plates illustrating the parts and are not to be used in ordering. Refer to pink insert for prices.	Plate No.
119 C	Stay Box - - - - -	-
126	Cam Gear Stud (set screw No. 81) - - - - -	19
129	Presser Guide Bar Washer (screw No. 87) - - - - -	21
134	Screw, for cloth plate cover latch on Style 9900 AQ - - - - -	6
136	Screw, for upper knife bar shaft bearing on Style 9900 AH - - - - -	7
137	Thread Controller Thread Eyelet, for Styles 9900 A, 9900 C, 9900 S, 9900 Y, 9900 AG, 9900 AH, 9900 AJ, 9900 AP, 9900 AQ, 9900 AR, 9900 AS - - - - -	10
138	Thread Controller Thread Eyelet Screw; also for No. 21624 - - - - -	6
141	Thread Controller Lever Screw; also for Nos. 9969, 14777 - - - - -	7
150	Stop Screw, for cloth plate slide; also for No. 9947 - - - - -	6
154	Needle Lever Buffer, wood fibre - - - - -	11
156	" " Ball Stud - - - - -	8
158	" " Thread Eyelet, right (screw No. 98 A) - - - - -	10
161	Stop Collar, for binding holder assembly; also for No. 14775 (screw No. 88) - - - - -	9
162	Needle Bar Connection - - - - -	11
168	Presser Spring, for Styles 9900 A, 9900 E, 9900 S, 9900 AH, 9900 AJ, 9900 AK, 9900 AS, 14700 D, 14700 E - - - - -	20
168 E	Presser Spring, for Style 9900 AR - - - - -	20
187 A	Screw, for needle thread tension release on Styles 14700 D, 14700 E; also for Nos. A3902, 6956 H, 9930 A, 9930 M, 9930 Q, 9930 Y, 14030, 23215 AE, 23215 AF, 23223 K, 23223 L, 23223 R, 23223 S, 23450 C, K41276 - - - - -	6
187 B	Screw, for throat plate tongue on Style 9900 S - - - - -	6
213	Looper Rocker, for Styles 9900 A, 9900 E, 9900 Q, 9900 S, 9900 Y, 9900 AG, 9900 AH, 9900 AJ, 9900 AK, 9900 AP, 9900 AQ, 9900 AR, 14700 D, 14700 E - - - - -	18
223 C	Screw, for presser foot stripper blade on Style 9900 AQ - - - - -	6
249	Nut, for swinging head control lever lock pivot stud on Styles 14700 D, 14700 E - - - - -	9
258	Loop Retainer Lever Ball Stud Nut, for Styles 9900 A, 9900 E, 9900 Q, 9900 S, 9900 Y, 9900 AG, 9900 AH, 9900 AJ, 9900 AK, 9900 AP, 9900 AQ, 9900 AR, 14700 D, 14700 E; also for No. 15879 E - - - - -	9
267	Feed Driving Arm Supporting Shaft Collar, for Style 9900 AS - - - - -	9
269	Looper Connecting Rod Nut, left thread - - - - -	9
303	Clamp Screw, for loop retainer lever fork; also for No. A3829 - - - - -	7

LIST OF PARTS

Symbol to Order By	The figures in the last column refer only to the plates illustrating the parts and are not to be used in ordering. Refer to pink insert for prices.	Plate No.
‡320	Tension Release Connecting Rod Ball Joint, lower, for Styles 14700 D, 14700 E (screw No. 97 A)- - - - -	18
325	Straightaway Stitch Locking Plunger Stand Thread Guide, for Styles 14700 D, 14700 E- -	17
330 A	Main Shaft Sleeve, left- - - - -	21
380	Cloth Plate Swinging Extension Spring, for Style 9900 AQ (screw No. 22564)- - - - -	14
413	Oil Can, complete- - - - -	31
416 A	Lifter Lever Extension (screw No. 93 A)- - - -	28
420	" " Stud; also for No. 6948 B - - - -	8
421	" " Chain, 38 inches long - - - - -	24
421 C-34	Knife Depresser Lever Chain, 34 inches long, for Style 9900 AR- - - - -	24
422	Lifter Treadle (screw No. 22813) - - - - -	28
423	" " Base- - - - -	25
424	" " Pin (screw No. 22813) - - - - -	19
426 A	" Lever Spring Pin- - - - -	13
426 C	" " " - - - - -	14
454 A	Washer, for needle lever link pin clamp screw on styles in Class 9900; also for No. 14788	9
462	Cam Gear Segment Stud Nut- - - - -	9
‡478	Swinging Head Link Shell Ball Stud (nut No. 9937)- - - - -	8
482	Cam Gear Segment Shaft Collar; also for Nos. 8 A, 9939 F (screw No. 98) - - - - -	21
Y500-257	Expansion Reamer, for needle bars, size .257 inch- - - - -	30
Y502-319	" " for presser bars and presser guide bars, size .319 inch - - - - -	30
Y502-322	" " size .322 inch - - - - -	30
Y502-325	" " size .325 inch - - - - -	30
Y502-328	" " size .328 inch - - - - -	30
Y502-331	" " size .331 inch - - - - -	30
Y505-407	" " for feed rocker shafts, size .407 inch- - - - -	30
Y505-410	" " size .410 inch - - - - -	30
Y505-413	" " size .413 inch - - - - -	30
Y505-416	" " size .416 inch - - - - -	30
Y506-530	Expansion Reamer, for swinging head rock shaft and main shafts, size .530 inch- - - - -	30
Y506-533	Expansion Reamer, size .533 inch - - - - -	30
Y506-536	" " size .536 inch - - - - -	30
531	Screw, for feed rocker on Styles 9900 AJ, 9900 AQ; also for No. 9939 P - - - - -	6
604	Screw, for stationary knife holder on Style 9900 AR- - - - -	6
605	Screw, for presser foot spring on Style 9900 E	6
650-24	Stove Bolt, flat head, 1/4 x 3 inches, for base plate - - - - -	8

‡See Page 9

LIST OF PARTS

Symbol to Order By	The figures in the last column refer only to the plates illustrating the parts and are not to be used in ordering. Refer to pink insert for prices.	Plate No.
650 X-18	Carriage Bolt, 5/16 x 2 1/4 inches, for attaching "Electro Drives" - - - - -	8
650 X-22	Carriage Bolt, 5/16 x 2 3/4 inches - - - - -	8
650 X-32	" " 5/16 x 4 inches - - - - -	8
652-16	Washer, 1/4 inch - - - - -	9
652-20	" 5/16 inch - - - - -	-
652 C-9	Shake-Proof Lock Washer, for needle bar thread eyelets - - - - -	9
660-112	Spring and Catch, for tray No. 21379 A - - - -	14
660-159	Idle Pulley, set of two, for leading floor treadle lifter chain away from transmitter on American Safety Table installations - - -	28
707	Swinging Head Link (clamp screw No. 97) - - -	18
713	Cam Gear Segment Link Screw, front - - - -	7
714	Cam Gear Segment Link Screw Lock Nut - - - -	9
753	Adjustable Cone, for strip holder on Style 9900 AS (screw No. 93 A) - - - - -	24
Y800	Taper Reamer, for lever end of needle lever stud - - - - -	30
Y801	Taper Reamer, for frame end of needle lever stud - - - - -	30
Y802	Taper Reamer, for needle lever link pin and feed crank link pin - - - - -	30
820	Screw, for straightaway stitch locking plunger stand on Styles 14700 D, 14700 E; also for Nos. 9959 AG, 9959 AH - - - - -	8
900	Cloth Plate Slide, right, for Styles 9900 AK, 14700 D, 14700 E - - - - -	17
906	Knife Depresser Bracket Stop Screw (nut No. 907) - - - - -	7
906 A	Upper Feed Dog Stop Screw, for Styles 9900 AK, 14700 D, 14700 E - - - - -	7
907	Upper Feed Dog Stop Screw Lock Nut, for Styles 9900 AK, 14700 D, 14700 E; also for No. 906 - - - - -	9
908	Feed Bar Prong and Sponge, for Styles 9900 AK, 14700 D, 14700 E (screw No. 94) - - -	23
1059	Screw, for upper feed lift lever roll pin on Styles 9900 AK, 14700 D, 14700 E - - - - -	6
‡1230 A	Needle Lever Connecting Rod Upper Bearing (screw No. 22587) - - - - -	18
1230 B	Needle Lever Connecting Rod Upper Bearing Valve Spring - - - - -	14
1230 C	Needle Lever Connecting Rod Tube (nut, left thread No. 15430 C, nut, right thread No. 15430 D) - - - - -	19
1230 D	Needle Lever Connecting Rod Upper Bearing Valve (valve screw No. 22586 A) - - - - -	13
1248	Feed Crank Link Shim, leather - - - - -	9

‡See Page 9

LIST OF PARTS

Symbol to Order By	The figures in the last column refer only to the plates illustrating the parts and are not to be used in ordering. Refer to pink insert for prices.	Plate No.
1275 A	Needle Lever Stud, taper bearing, standard diameter, for Styles 14700 D, 14700 E (nut No. 47, washer No. 48, plug screw No. 22586 B)	19
1275 E	Needle Lever Stud, plus size on FRAME section, viz: .001, .002, .003, .006, .012, .018 inch; specify plus amount. Example: 1275 E-003 represents a stud plus .003 inch on FRAME section - - - - -	19
1275 F	Needle Lever Stud, plus size on LEVER section, viz: .001, .002, .003, .006 inch; specify plus amount. Example: 1275 F-003 represents a stud plus .003 inch on LEVER section- - - - -	19
1275 H	Needle Lever Stud, plus size equal on EACH section, viz: .001, .002, .003, .006 inch; specify plus amount. Example: 1275 H-003 represents a stud plus .003 inch on EACH section - - - - -	19
1275 J	Needle Lever Stud, plus size unequal on each section, viz: (.001, .002) (.001, .003) (.001, .006) (.002, .001) (.002, .003) (.002, .006) (.003, .001) (.003, .002) (.003, .006) (.006, .001) (.006, .002) (.006, .003) (.012, .001) (.012, .002) (.012, .003) (.012, .006) (.018, .001) (.018, .002) (.018, .003) (.018, .006). Specify plus amounts, arranged FRAME section first and LEVER section last. Example: 1275 J-003-006 represents a stud plus .003 inch on FRAME section and .006 inch on LEVER section, 1275 J-006-003 represents a stud plus .006 inch on FRAME section and .003 inch on LEVER section (screw No. 22586 B)- - - - - Needle Lever Stud Felt No. 15430 L. Note: Before lapping the bearing of a needle lever and a needle lever stud remove the felt from the stud and replace it after the lapping compound has been washed out.	19
1276	Needle Lever Stud, cone bearing, for styles in Class 9900 (nut No. 47, washer No. 48)- - - - -	19
1280	Needle Lever Ball Clamp Bolt Nut; also for No. 15745 B - - - - -	9
1286	Needle Lever Link Pin Assembly; also for Nos. 15446 D, 15872 B; one each Nos. 1286 A, 1286 B, 12964 C, 22560- - - - -	13
1286 A	Needle Lever Link Pin (set screw, upper No. 77, clamp screw No. 22826)- - - - -	13
1286 B	Needle Lever Link Pin Spring- - - - -	14
1332	Lifting Plunger Screw Pin, for Styles 14700 D, 14700 E - - - - -	7
1346	Tension Post, 1 11/16 inches long; also for No. 21182 J - - - - -	10

LIST OF PARTS

Symbol to Order By	The figures in the last column refer only to the plates illustrating the parts and are not to be used in ordering. Refer to pink insert for prices.	Plate No.
1347	Tension Post Ferrule; also for No. 21182 J- - -	10
1349	" Spring, .036 inch diameter wire, for needle threads - - - - -	14
1361 A	Presser Spring Pin; also for No. 14740- - - - -	13
1362	Main Shaft Sleeve Pin- - - - -	13
1859	Needle Rear Guard Holder, for Style 9900 AS (screw No. 22528) - - - - -	16
3336	Knife Depresser Spring, for Style 9900 AR - - -	14
A3828 A	Throat Plate Cloth Guide, for Style 9900 AR (screw No. 22716) - - - - -	2
A3828 B	Stationary Knife Holder, for Style 9900 AR (screw No. 604) - - - - -	10
A3828 E	Throat Plate, for Style 9900 AR (screw No. 87)	2
A3829	Feed Dog, for Style 9900 AR (screw No. 303) - -	3
A3830 A	Penetrating Knife, for Style 9900 AR (screw No. 87 U) - - - - -	10
A3849 C	Stationary Knife, for Style 9900 AR (screw No. 77) - - - - -	10
A3864 A	Presser Foot, for Style 9900 AR (clamp screw No. 91) - - - - -	4
A3902	Cloth Guard, for Style 9900 AR (screw No. 187 A)- - - - -	15
A3991	Tray, 3 7/8 inches high, for Style 9900 AR- - -	-
A4043	Knife Depresser Bracket, for Style 9900 AR (screw No. 22517) - - - - -	22
4937	Swinging Head Control Lever Lock Pivot Stud, for Styles 14700 D, 14700 E - - - - -	7
5143	Differential Feed Bar, for Styles 9900 AJ, 9900 AQ - - - - -	23
5144	Differential Feed Adjusting Stud Nut, for Styles 9900 AJ, 9900 AQ - - - - -	9
5156 A	Feed Rocker, for Styles 9900 AJ, 9900 AQ (screw No. 531)- - - - -	23
5157 A	Feed Rocker Arm, for Styles 9900 AJ, 9900 AQ (screw No. 22548) - - - - -	21
5630	Cloth Plate Slide, left, for Style 9900 AJ- - -	17
6013	Looper Rocker, for Style 9900 AS- - - - -	18
6015 B	Needle Lever, for styles in Class 9900- - - - -	28
6037	Looper Connecting Rod (nut, right thread, No. 18, nut, left thread, No. 269)- - - - -	20
‡6038	Looper Connecting Rod Ball Joint, left, for Styles 9900 A, 9900 E, 9900 Q, 9900 S, 9900 Y, 9900 AG, 9900 AH, 9900 AJ, 9900 AK, 9900 AP, 9900 AQ, 14700 D, 14700 E (screw No. 97 A) - - - - -	11
‡6038 B	Looper Connecting Rod Ball Joint, left, for Style 9900 AS (screw No. 97 A)- - - - -	11
‡6039	Looper Connecting Rod Ball Joint, right (screw No. 97 A, ball stud washer No. 36 G, nut No. 18) - - - - -	11

‡See Page 9

LIST OF PARTS

Symbol to Order By	The figures in the last column refer only to the plates illustrating the parts and are not to be used in ordering. Refer to pink insert for prices.	Plate No.
6042	Needle Lever Ball Clamp Bolt, for Styles 14700 D, 14700 E (nut No. 1280)- - - - -	8
6042 A	Needle Lever Ball Clamp Bolt Washer- - - - -	9
6060	Main Shaft Bushing, left, for Styles 9900 A, 9900 E, 9900 Q, 9900 S, 9900 Y, 9900 AG, 9900 AH, 9900 AJ, 9900 AK, 9900 AP, 9900 AQ, 9900 AS, 14700 D, 14700 E - - - -	11
6090 A	Needle Lever Stud Sleeve, for styles in Class 9900 - - - - -	19
6091	Needle Lever Nut, front, hexagonal, for styles in Class 9900 - - - - -	9
6091 A	Needle Lever Nut, rear, cylindrical, for styles in Class 9900 - - - - -	9
6092	Needle Lever Stud Sleeve Key, for styles in Class 9900 - - - - -	13
6093	Needle Lever Cone, for styles in Class 9900 (set screw No. 88) - - - - -	11
6215	Needle Lever, for styles in Class 14700- - - - -	28
6402 F	Cloth Plate Slide, right, for Style 9900 Y (thumbscrew No. 25 T)- - - - -	17
6606	Feed Lift Cam, for Style 9900 S (spot screw No. 96)- - - - -	11
6939	Needle Lever Ball Clamp Bolt, for styles in Class 9900 (nut No. 1280)- - - - -	8
6948 A	Knife Depresser Lever, for Style 9900 AR (screw No. 22585)- - - - -	16
6948 B	Knife Depresser (stud No. 420) - - - - -	23
6948 D	" " Cam Stud - - - - -	7
6956 A	Knife Bar, for Style 9900 AR (adjusting screw No. 75) - - - - -	23
6956 B	" " Depresser Cam, for Style 9900 AR (screw No. 87 U)- - - - -	15
6956 C	" " Spring, for Style 9900 AR - - - - -	14
6956 H	" " Adjusting Screw Retaining Spring (screw No. 187 A) - - - - -	14
6967 E	" " Carrier, for Style 9900 AR (clamp screw No. 85)- - - - -	23
6967 F	" " Carrier Supporting Screw Bushing, for Style 9900 AR - - - - -	13
6967 L	" " Carrier Fork Link, for Style 9900 AR - - - - -	21
6968 B	" Eccentric Fork Felt, for Style 9900 AR	12
7446 A	Looper Rock Shaft, 3 3/32 inches long, standard diameter .407 inch, for Styles 9900 A, 9900 E, 9900 Q, 9900 S, 9900 Y, 9900 AG, 9900 AH, 9900 AJ, 9900 AP, 9900 AQ, 9900 AR, 9900 AS, 14700 D, 14700 E- - - - -	19
7446 A-4.08	Looper Rock Shaft, standard diameter plus .001 inch - - - - -	--

LIST OF PARTS

Symbol to Order By	The figures in the last column refer only to the plates illustrating the parts and are not to be used in ordering. Refer to pink insert for prices.	Plate No.
7446 A-410	Looper Rock Shaft, standard diameter plus .003 inch- - - - -	-
7446 A-413	" " " standard diameter plus .006 inch- - - - -	-
7446 A-416	" " " standard diameter plus .009 inch- - - - -	-
7446 A-419	" " " standard diameter plus .012 inch- - - - -	-
7446 A-422	" " " standard diameter plus .015 inch- - - - -	-
7638 A	Thread Deflecting Wire (screw No. 93) - - - - -	17
7939	Tension Release Connecting Rod, for styles in Class 14700 (nut, left thread, No. 37 L, nut, right thread, No. 37 R)- - - - -	20
7947	Feed Crank Link Nut - - - - -	9
8842	Nipper Spring, upper (screw No. 90) - - - - -	22
8843	" " lower (screw No. 90) - - - - -	22
9255	Cam Gear Segment Stud Washer- - - - -	9
9263	" " " " - - - - -	8
9264	" " " " Ferrule - - - - -	21
9660 B	" " " Link Forked Arm Collar, for styles in Class 14700 (screw No. 95) - - - - -	9
9846 A	Screw Stud, for retractable gauge on Style 9900 AH - - - - -	7
9901	Cloth Plate, for Styles 9900 A, 9900 E, 9900 Q, 9900 S, 9900 Y, 9900 AG, 9900 AK (screw No. 80)- - - - -	33
9901 B	Cloth Plate, for Style 9900 AR (screw No. 80)	33
9901 AH	" " for Style 9900 AH (screw No. 80)	33
9901 AS	" " for Style 9900 AS (screw No. 80)	33
9902	Cloth Plate Slide, right, for Styles 9900 A, 9900 E, 9900 Q, 9900 AG, 9900 AJ, 9900 AP (thumbscrew No. 25 T, stop screw No. 150)	17
9902 B	Cloth Plate Slide, right, for Style 9900 AR	17
9902 R	" " " right, for Style 9900 S (thumbscrew No. 25 T)- - -	17
9902 AH	Cloth Plate Slide, right, for Style 9900 AH (thumbscrew No. 25 T, stop screw No. 150)	17
9903 E	Cloth Plate Guide, for Style 9900 E (screw No. 25 C) - - - - -	16
9903 R	Cloth Plate Slide Extension Guide, for Style 9900 S (screw No. 22561)- - - - -	15
9904	Cast-off Wire, for styles in Class 9900 (screw No. 22524) - - - - -	5
9905	Feed Dog, for Styles 9900 A, 9900 E (screw No. 93) - - - - -	3
9905 H	" " for Style 9900 Q (screw No. 93) - - -	3
9905 J	" " for Styles 9900 AG, 9900 AP, 14700 D (screw No. 93)- - - - -	3
9905 W	" " for Style 9900 S (screw No. 93) - - -	3

LIST OF PARTS

Symbol to Order By	The figures in the last column refer only to the plates illustrating the parts and are not to be used in ordering. Refer to pink insert for prices.	Plate No.
9905 Y	Feed Dog, for Style 9900 Y (screw No. 93)- - -	3
9906	Feed Lift Eccentric, for Style 9900 AR (spot screw No. 96)- - - - -	11
9907	Looper, with guard, for Styles 9900 A, 9900 E, 9900 S, 9900 AG, 9900 AK, 14700 D, 14700 E (guard No. 9910, guard screw No. 73 A) - - -	5
9907 P	Looper, with guard, for Styles 9900 Q, 9900 Y, 9900 AJ, 9900 AP, 9900 AQ (guard No. 9910, guard screw No. 73 A)- - - - -	5
9907 AH	Looper, with guard, for Style 9900 AH (guard No. 9910 AH, guard screw No. 73 A) - - - - -	5
9908	Looper, without guard; otherwise same as No. 9907 - - - - -	5
9908 P	" without guard; otherwise same as No. 9907 P - - - - -	5
9908 AD	" without guard, for Style 9900 AR - - -	5
9908 AH	" without guard; otherwise same as No. 9907 AH- - - - -	5
9908 AS	" without guard, for Style 9900 AS - - -	5
9910	Looper Set Screw No. 73 Looper Needle Guard, marked "W" for Styles 9900 A, 9900 E, 9900 Q, 9900 S, 9900 Y, 9900 AG, 9900 AJ, 9900 AK, 9900 AP, 9900 AQ, 14700 D, 14700 E (screw No. 73 A)- - - - -	5
9910 AH	Looper Needle Guard, marked "AA" for Style 9900 AH (screw No. 73 A) - - - - -	5
9911	Loop Retainer, marked "AC" for Styles 9900 A, 9900 E, 9900 Q, 9900 S, 9900 Y, 9900 AH, 9900 AJ, 9900 AK, 9900 AP, 9900 AQ, 9900 AR, 14700 D, 14700 E (screw No. 77 A)- - - - -	2
9920	Presser Foot, for Style 9900 A (screw No. 91)	4
9920 G	" " for Styles 9900 Q, 9900 AG (screw No. 91) - - - - -	4
9920 Y	Presser Foot, for Style 9900 Y (spring No. 15480 C, spring screw No. 57 WD, clamp screw No. 91)- - - - -	4
9920 AC	Presser Foot, for Style 9900 E (spring No. 9974 A, spring screw No. 605, clamp screw No. 91)- - - - -	4
9920 AE	Presser Foot, for Style 9900 S (screw No. 91)	4
9920 AS	" " for Style 9900 AS (screw No. 22794) - - - - -	4
9921	Eccentric Pulley (set screw No. 22597 A, spot screw No. 22597) - - - - -	18
9922	Main Shaft, standard diameter .530 inch, for Styles 9900 A, 9900 E, 9900 Q, 9900 S, 9900 Y, 9900 AG, 9900 AJ, 9900 AK, 9900 AP, 9900 AQ, 9900 AR, 9900 AS, 14700 D, 14700 E	26
9922 AH	Main Shaft, standard diameter .530 inch, for Style 9900 AH- - - - -	31

LIST OF PARTS

Symbol to Order By	The figures in the last column refer only to the plates illustrating the parts and are not to be used in ordering. Refer to pink insert for prices.	Plate No.
9924	Throat Plate, for Styles 9900 A, 9900 E (screw No. 87)- - - - -	1
9924 A	Throat Plate, for Style 9900 Q (screw No. 87, tongue No. 9930 A, tongue screw No. 187 A)- -	1
9924 W	Throat Plate, for Style 9900 S (screw No. 87, tongue No. 9930 S, tongue Screw No. 187 B)- -	1
9924 Y	Throat Plate, for Style 9900 Y (screw No. 87, tongue No. 9930 Y, tongue screw No. 187 A)- -	1
9924 AS	Throat Plate, for Style 9900 AS - - - - -	2
9925	Throat Plate Needle Rear Guard, marked "AI" for Styles 9900 A, 9900 E, 9900 Q, 9900 S, 9900 Y, 9900 AG, 9900 AH, 9900 AK, 9900 AP (screw No. 87)- - - - -	5
9925 AR	Needle Rear Guard, for Style 9900 AR (screw No. 77 A)- - - - -	5
9925 AS	" " " for Style 9900 AS (screw No. 79)- - - - -	5
9926 K	Lower Feed Dog, for Styles 9900 AK, 14700 E (screw No. 93)- - - - -	3
9926 L	Upper Feed Dog, for Style 9900 AK (screw No. 93 A) - - - - -	3
9926 P	Feed Dog, for Style 9900 AH (screw No. 93)- - -	3
9927 N	Presser Foot, for Styles 9900 AK, 14700 E (screw No. 91)- - - - -	4
9927 Q	Presser Foot, for Style 9900 AG (clamp screw No. 91, yielding spring guide No. 9994, guide screw No. 91 A, guide support No. 9994 A, guide support screw No. 91 A) - - - - -	4
9927 R	Presser Foot, for Style 9900 AH (clamp screw No. 91) - - - - -	4
9928 K	Throat Plate, for Styles 9900 AK, 14700 E (screw No. 87, tongue No. 9930 M, tongue screw No. 187 A)- - - - -	1
9928 T	Throat Plate, for Style 9900 AH (screw No. 87, tongue No. 9930 Q, tongue screw No. 187 A)- -	1
9930 A	Throat Plate Tongue, for Styles 9900 Q, 9900 AJ (screw No. 187 A) - - - - -	2
9930 M	Throat Plate Tongue, for Styles 9900 AK, 14700 E (screw No. 187 A) - - - - -	2
9930 Q	Throat Plate Tongue and Stationary Knife, for Style 9900 AH (screw No. 187 A) - - - - -	2
9930 S	Throat Plate Tongue, for Style 9900 S (screw No. 187 B)- - - - -	2
9930 Y	Throat Plate Tongue, for Style 9900 Y (screw No. 187 A)- - - - -	2
9931	Feed Bar, for Styles 9900 A, 9900 E, 9900 Q, 9900 S, 9900 Y, 9900 AG, 9900 AH, 9900 AP (screw No. 88)- - - - -	26
9931 B	Feed Bar, for Style 9900 AR (screw No. 88)- - -	29
9932	Lower Feed Bar Shoe, for Styles 14700 D, 14700 E (screw No. 94)- - - - -	23

LIST OF PARTS

Symbol to Order By	The figures in the last column refer only to the plates illustrating the parts and are not to be used in ordering. Refer to pink insert for prices.	Plate No.
9933	Presser Spring, for Styles 9900 Q, 9900 Y, 9900 AG, 9900 AH, 9900 AJ, 9900 AP, 9900 AQ	26
9934	Thread Controller Rack (screw No. 22519) - - -	21
9935	Swinging Head- - - - -	29
9936	" " Link Shell Ball Stud Washer- - -	9
9937	" " Link Shell Ball Stud Nut; also for Nos. 15403 R, 22567- - -	9
9939	Feed Clutch Shaft, for Style 9900 AS (pin set screw No. 28 C)- - -	19
9939 A	Feed Clutch Disc, right, for Style 9900 AS (screw No. 79) - - -	21
9939 B	Feed Clutch Driving Sleeve - - -	21
9939 C	" " Lever, for Style 9900 AS (screw No. 93)- - -	21
9939 D	" " Operating Link - - -	23
9939 E	" Rock Shaft Arm, right, for Style 9900 AS (screw No. 93)- - -	21
9939 F	" Rock Shaft, 7 1/8 inches long, for Style 9900 AS (collar No. 482, collar screw No. 98) - - -	29
9939 G	" Rock Shaft Arm, left, for Style 9900 AS (screw No. 93)- - -	21
9939 H	Cam Gear Guard, for Style 9900 AS (screw No. 93)- - -	29
9939 J	Feed Clutch Support, for Style 9900 AS (screw No. T32)- - -	29
9939 K	Flexible Shaft, for Style 9900 AS- - -	19
9939 L	Presser Bar Connection and Roller Support, for Style 9900 AS- - -	15
9939 N	Presser Foot Shank Bracket, for Style 9900 AS (screw No. 94) - - -	16
9939 P	Lower Feed Roll, for Style 9900 AS (screw No. 531) - - -	11
9939 Q	Lower Feed Roll Shaft, for Style 9900 AS - - -	13
9939 R	Presser Foot Shank, for Style 9900 AS (pin No. 21, pin set screw No. 77)- - -	16
9939 S	Presser Foot Spring, for Style 9900 AS (stud No. 57 WD) - - -	4
9939 T	Needle Rear Guard Holder Block (screw No. 22548) - - -	22
9939 V	Upper Feed Roll, knurled (screw No. 22560) - -	11
9939 W	Roller Feed Universal Joint, left, for Style 9900 AS- - -	13
9939 X	Roller Feed Universal Joint, right, for Style 9900 AS- - -	13
9939 Y	Roller Feed Universal Joint Intermediate Shaft, for Style 9900 AS - - -	13
9939 Z	Feed Driving Arm, upper, for Style 9900 AS - -	21
9939 AA	" " Supporting Shaft, for Style 9900 AS- - -	20

LIST OF PARTS

Symbol to Order By	The figures in the last column refer only to the plates illustrating the parts and are not to be used in ordering. Refer to pink insert for prices.	Plate No.
9939 AB	Feed Driving Arm Supporting Shaft Link, for Style 9900 AS (screw No. 14076)- - - - -	15
9940	Swinging Head Rock Shaft, standard diameter .530 inch- - - - -	26
9940-531	" " " " standard diameter plus .001 inch - - - - -	—
9940-533	" " " " standard diameter plus .003 inch - - - - -	—
9940-536	" " " " standard diameter plus .006 inch - - - - -	—
9940-539	" " " " standard diameter plus .009 inch - - - - -	—
9941	" " " " Arm, left (screw No. 22517) - - - - -	26
9942	Swinging Head Rock Shaft Arm, right, for styles in Class 9900 (screw No. 22517) - - - - -	26
9943 C	Cam Gear Pinion (screw No. 95) - - - - -	21
9943 D	Cam Gear - - - - -	21
9944	Cam Gear Housing, for Styles 9900 A, 9900 E, 9900 Q, 9900 S, 9900 Y, 9900 AG, 9900 AJ, 9900 AK, 9900 AP (screw No. 93 A)- - - - -	29
9944 AG	Cam Gear Guard, front, for Style 9900 AH (screw No. 93 A) - - - - -	29
9944 AH	" " " rear, for Style 9900 AH (screw No. 93 A) - - - - -	29
9945	" " Fork, including shoes (clamp screw No. 85) - - - - -	26
9946	" " Fork Shoe (screw No. 94)- - - - -	23
9947	" " Segment (attaching screw No. 22548, stop screw, upper, No. 150, stop screw, lower, No. 97) - - - - -	26
9948	" " Segment Shaft, standard diameter .407 inch- - - - -	20
9948-408	" " Segment Shaft, standard diameter plus .001 inch - - - - -	—
9948-410	" " Segment Shaft, standard diameter plus .003 inch - - - - -	—
9948-413	" " Segment Shaft, standard diameter plus .006 inch - - - - -	—
9949	" " Segment Link (screw, front, No. 713, screw, rear, No. 97 A)- - - - -	26
9950	" " Segment Link Stop (screw No. 90)- - - - -	12
9951 AH	Upper Knife, for Style 9900 AH (screw No. 75)	10
9952 AH	" Knife Bar, for Style 9900 AH (screw No. 93)- - - - -	22
9953	Loop Retainer Rocker, for Styles 9900 A, 9900 E, 9900 Q, 9900 S, 9900 Y, 9900 AG, 9900 AH, 9900 AK, 9900 AP, 9900 AR, 14700 D, 14700 E (clamp screw No. 22518, set screw No. 88)- - - - -	26

LIST OF PARTS

Symbol to Order By	The figures in the last column refer only to the plates illustrating the parts and are not to be used in ordering. Refer to pink insert for prices.	Plate No.
9954	Loop Retainer Holder, for Styles 9900 A, 9900 E, 9900 Q, 9900 S, 9900 Y, 9900 AG, 9900 AH, 9900 AK, 9900 AP, 9900 AR, 14700 D, 14700 E (screw No. 22528)- - - - -	12
9956	Loop Retainer Shaft- - - - -	20
9957 A	" " " Head - - - - -	18
9957 B	" " " " Pin - - - - -	19
9958	Loop Retainer Shaft Support, for Styles 9900 A, 9900 E, 9900 Q, 9900 S, 9900 Y, 9900 AG, 9900 AH, 9900 AK, 9900 AP, 14700 D, 14700 E (screw No. 22548)- - - - -	26
9958 A	Loop Retainer Shaft Support, for Style 9900 AR (screw No. 22548)- - - - -	22
9959 AG	Upper Knife Bar Shaft Bearing, right, for Style 9900 AH (screw No. 820)- - - - -	29
9959 AH	Upper Knife Bar Shaft Left Bearing Support, for Style 9900 AH (screw No. 820)- - - - -	22
9960 B	Loop Retainer Lever- - - - -	26
9961 A	" " " Stud (nut No. 47)- - - - -	19
9961 B	" " " Cone (screw No. 89)- - - - -	18
9962 B	" " " Fork (clamp screw No. 303)- - - - -	19
9963	" " " Eccentric (spot screw No. 81, set screw No. 95)- - - - -	18
‡9964	Loop Retainer Lever Connecting Rod (screw, front, No. 75 A, screw, rear, No. 97 A)- - - - -	26
9965	Loop Retainer Lever Ball Stud (nut No. 258)- - - - -	8
9966	" " " " Washer (screw No. 98 A)- - - - -	9
9967 A	Looper Rocker Frame (set screw, left, No. 88, set screw, right, No. 98, spot screw No. 96)- - - - -	23
9968	Needle Lever Link- - - - -	18
‡9969	Thread Controller Lever Assembly (screw No. 141)- - - - -	16
9970 A	Needle Thread Take-up, for Styles 9900 A, 9900 E, 9900 Q, 9900 S, 9900 AJ, 9900 AK, 9900 AP, 9900 AQ, 9900 AR, 9900 AS (screw No. 93 A, washer No. 20)- - - - -	17
9970 B	Needle Thread Pull-off Wire, for Style 9900 AH (screw No. 93 A, washer No. 20)- - - - -	17
9971	Presser Bar, standard diameter .319 inch, for Styles 9900 A, 9900 E, 9900 Q, 9900 S, 9900 Y, 9900 AG, 9900 AH, 9900 AJ, 9900 AK, 9900 AP, 9900 AR, 14700 D, 14700 E- - - - -	20
9971-322	Presser Bar, standard diameter plus .003 inch- - - - -	—
9971-325	" " standard diameter plus .006 inch- - - - -	—
9971-328	" " standard diameter plus .009 inch- - - - -	—
9971-331	" " standard diameter plus .012 inch- - - - -	—
9971-334	" " standard diameter plus .015 inch- - - - -	—
9971 AS	" " standard diameter .319 inch, for Style 9900 AS - - - - -	20
9972	Cast-off Wire Guard (screw No. 90)- - - - -	12

‡See Page 9

LIST OF PARTS

Symbol to Order By	The figures in the last column refer only to the plates illustrating the parts and are not to be used in ordering. Refer to pink insert for prices.	Plate No.
9973	Looper Thread Take-up Eyelet Stand (screw No. 22596)- - - - -	26
9974 A	Presser Foot Spring, for Style 9900 E (screw No. 605)- - - - -	4
9975 A	Stay Guide, lower section, for Style 9900 E (screw No. 25 C)- - - - -	15
9975 B	Stay Guide, upper section (screw No. 25 C)- - - - -	15
9988 N	Main Shaft Bushing, left, for Style 9900 AR	11
9993	Presser Foot Tongue, for Styles 9900 AG, 9900 AP (screw No. 91 A)- - - - -	4
9994	Presser Foot Yielding Spring Guide, for Style 9900 AG (screw No. 91 A)- - - - -	15
9994 A	Presser Foot Yielding Spring Guide Support, for Style 9900 AG (screw No. 91 A)- - - - -	15
10314	Looper Avoid Eccentric, for Styles 9900 A, 9900 E, 9900 Q, 9900 S, 9900 Y, 9900 AG, 9900 AH, 9900 AJ, 9900 AK, 9900 AP, 9900 AQ, 9900 AR, 14700 D, 14700 E (spot screw No. 96 A) - - - - -	11
10349	Cam Gear Segment Link Ball Stud (nut No. 12538)- - - - -	8
11638 M	Needle Lever Cone Adjusting Nut, for styles in Class 9900 - - - - -	9
11654	Tension Release Connecting Rod Ball Joint, upper, for Styles 14700 D, 14700 E (screw No. 97 A, nut No. 18, washer No. 36 G)- - - - -	18
12350	Cam Gear Stud Washer (screw No. 25 S) - - - - -	9
12538	" " Segment Link Ball Stud Nut - - - - -	9
12835	Feed Bar Shoe, for Styles 9900 A, 9900 E, 9900 Q, 9900 S, 9900 Y, 9900 AG, 9900 AH, 9900 AJ, 9900 AK, 9900 AP, 9900 AQ, 9900 AR (screw No. 94)- - - - -	12
12934 A	Clutch Operating Link Front Stud Nut, for Style 9900 AS - - - - -	9
12957 E	Swinging Head Control Lever Lock Pivot Stud Spring Washer, for Styles 14700 D, 14700 E; also for No. 15403 R- - - - -	9
12964 C	Needle Lever Link Pin Ball- - - - -	9
12986 B	Stop Screw, for rock shaft plunger guide bar on Styles 14700 D, 14700 E- - - - -	6
12987 A	Looper Rocker Cone Adjusting Nut- - - - -	9
12997 A	Screw Stud, for front and rear end of clutch operating link on Style 9900 AS (nut No. 12934 A)- - - - -	7
14024	Throat Plate, for Styles 9900 AG, 14700 D (screw No. 87, tongue No. 14030, tongue screw No. 187 A)- - - - -	1
14030	Throat Plate Tongue, for Styles 9900 AG, 14700 D (screw No. 187 A) - - - - -	2
14076	Screw, for feed driving arm supporting shaft link on Style 9900 AS - - - - -	7

See Page 9

LIST OF PARTS

Symbol to Order By	The figures in the last column refer only to the plates illustrating the parts and are not to be used in ordering. Refer to pink insert for prices.	Plate No.
14544	Feed Bar Shaft, for Styles 9900 AJ, 9900 AQ-	13
14675	Knife Bar Carrier Shoe, for Style 9900 AR (screw No. 22570)-	12
14701 F	Cloth Plate, for Style 14700 D (screw No. 80)-	33
14703	Edge Guide, for Styles 9900 Q, 9900 AJ, 9900 AK, 14700 D, 14700 E (screw No. 25 S)-	16
14704	Cast-off Wire, for Styles 14700 D, 14700 E (screw No. 22524)-	5
14705 B	Upper Feed Dog, for Style 14700 D (screw No. 93 A)-	3
14720 B	Presser Foot, for Style 14700 D (clamp screw No. 91)-	4
14725	Throat Plate Needle Guard, marked "BG" for Styles 14700 D, 14700 E (screw No. 87) -	5
14731	Feed Rocker, for Styles 9900 AK, 14700 D, 14700 E (screw No. 88) -	29
14732	Feed Bar, for lower feed on Styles 9900 AK, 14700 D (screw No. 88) -	29
14733	Upper Feed Bar, for Styles 9900 AK, 14700 D, 14700 E -	29
14734	Upper Feed Spring, for Styles 9900 AK, 14700 D, 14700 E (screw No. 22528)-	29
14735	Upper Feed Dog Holder, for Styles 9900 AK, 14700 D, 14700 E (screw No. 93)-	12
14736	Upper Feed Bar Shoe, for Styles 9900 AK, 14700 D, 14700 E (screw No. 94)-	12
14737	Upper Feed Lift Lever, for Styles 9900 AK, 14700 D, 14700 E -	29
14738	Upper Feed Lift Lever Roller, for Styles 9900 AK, 14700 D, 14700 E -	9
14739	Upper Feed Lift Lever Roller Pin, for Styles 9900 AK, 14700 D, 14700 E (screw No. 1059) -	13
14740	Upper Feed Lift Lever Spring Holder, for Styles 9900 AK, 14700 D, 14700 E (spring No. 110-3, screw No. 93, dowel pin No. 1361 A)-	22
14741	Upper Feed Lifter Connection, for Styles 9900 AK, 14700 D, 14700 E (screw No. 90) -	12
14742	Presser Bar Connection, for Styles 9900 AK, 14700 D, 14700 E (set screw No. 89, clamp screw No. 97)-	12
14744 A	Cam Gear Guard, for Styles 14700 D, 14700 E (screw No. 93 A) -	29
14760 B	Swinging Head Control Lever, for Styles 14700 D, 14700 E (screw No. 74) -	31
14760 C	Swinging Head Control Lever Bushing, for Styles 14700 D, 14700 E -	9
14760 D	Swinging Head Control Lever Lock, for Styles 14700 D, 14700 E -	31
14775	Lifting Plunger, for Styles 14700 D, 14700 E -	21
14775 A	" Plunger Spring, for Styles 14700 D, 14700 E (washer No. 28577) -	14

LIST OF PARTS

Symbol to Order By	The figures in the last column refer only to the plates illustrating the parts and are not to be used in ordering. Refer to pink insert for prices.	Plate No.
14777	Straightaway Stitch Locking Plunger, for Styles 14700 D, 14700 E (screw No. 141)- - -	21
14777 A	Straightaway Stitch Locking Plunger Coiled Spring, for Styles 14700 D, 14700 E- - - - -	14
14778 A	Straightaway Stitch Locking Plunger Sleeve, for Styles 14700 D, 14700 E- - - - -	13
14778 B	Straightaway Stitch Locking Plunger Stand, for Styles 14700 D, 14700 E (screw No. 820)- - -	29
14778 C	Straightaway Stitch Locking Plunger Stand Dowel Pin- - - - -	13
14786	Rock Shaft Plunger, for Styles 14700 D, 14700 E- - - - -	21
14787	Rock Shaft Plunger Roller, for Styles 14700 D, 14700 E (screw No. 86 X) - - - - -	9
14787 A	Rock Shaft Plunger Guide Bar, for Styles 14700 D, 14700 E (set screw No. 96, stop screw No. 12986 B) - - - - -	13
14788	Rock Shaft Plunger Spring, for Styles 14700 D, 14700 E (washer No. 454 A) - - - - -	14
14789	Rock Shaft Plunger Arm, for Styles 14700 D, 14700 E (clamp screw No. 22517)- - - - -	21
14790 A	Cam Gear Segment Link Forked Arm, for Styles 14700 D, 14700 E (clamp screw No. 75, collar No. 9660 B) - - - - -	21
14792	Needle Thread Tension Release, for Styles 14700 D, 14700 E (screw No. 187 A) - - - - -	12
14792 D	Needle Thread Tension Release Lever, for Styles 14700 D, 14700 E (pivot stud No. 22557) - - - - -	29
14793	Tension Thread Eyelet, for Styles 14700 D, 14700 E (screw No. 98) - - - - -	17
15403 R	Retractable Gauge, complete, for Style 9900 AH (stud No. 9846 A, spring washer No. 12957 E, nut No. 9937)- - - - -	16
15430 C	Needle Lever Connecting Rod Tube Nut, left thread - - - - -	9
15430 D	Needle Lever Connecting Rod Tube Nut, right thread - - - - -	9
15430 L	Needle Lever Connecting Rod Tube Felt; also for Nos. 1275 A, 1275 E, 1275 F, 1275 H, 1275 J - - - - -	19
15430 M	Needle Lever Connecting Rod Lower Bearing (screw No. 22587)- - - - -	18
15446 C	Differential Feed Adjusting Stud, for Styles 9900 AJ, 9900 AQ (nut No. 5144)- - - - -	12
15446 D	Differential Feed Bar Link, for Styles 9900 AJ, 9900 AQ (pin No. 1286, screw No. 22743) - - - - -	12
15447 G	Feed Bar Prong and Sponge, for Styles 9900 AJ, 9900 AQ (screw No. 94) - - - - -	23

†See Page 9

LIST OF PARTS

Symbol to Order By	The figures in the last column refer only to the plates illustrating the parts and are not to be used in ordering. Refer to pink insert for prices.	Plate No.
15465 F	Looper Rocker Cone (screw No. 88, adjust- ing nut No. 12987 A)- - - - -	11
15480 C	Presser Foot Spring, for Style 9900 Y (screw No. 57 WD) - - - - -	4
15745 B	Looper Rocker Cone Stud (nut No. 1280)- - -	13
15832	Upper Knife Bar Rock Shaft, for Style 9900 AH - - - - -	20
15847 A	Feed Bar Needle Guard Holder for Style 9900 AR (screw No. 77 A)- - - - -	12
15872 A	Upper Knife Bar Carrier for Style 9900 AH (clamp screw No. 97)- - - - -	22
15872 B	Upper Knife Bar Carrier Link (clamp screw No. 97)- - - - -	22
15872 C	" " " " " Ferrule- - - - -	9
15872 D	" " " " " Stud - - - - -	7
15872 E	" " " Lifting Lever (screw No. 22743)- - - - -	22
15872 G	" " " Locking Lever - - - - -	22
15872 H	" " " Locking Lever Plunger (nut No. 21185)- - - - -	8
15872 J	" " " Locking Lever Plunger Spring- - - - -	14
15872 K	" " " Carrier Shaft, round- - - - -	19
15872 L	" " " Carrier Shaft, slabbed (screw No. 97)- - - - -	13
15873 A	" " " Shaft Bearing, left (screw No. 136)- - - - -	22
15878 D	" " Eccentric, for Style 9900 AH (spot screw No. 81, set screw No. 95) - - - - -	18
‡15879 A	" " Eccentric Connecting Rod (screw No. 75 A)- - - - -	18
15879 E	" " Eccentric Connecting Rod Ball Stud (nut No. 258)- - - - -	8
15880 A	" " Bar Rock Shaft Arm, right (clamp screw No. 93, set screw No. 96)- - -	22
15936 B	Cloth Plate Swinging Extension, for Style 9900 AQ (stud No. 30036)- - - - -	35
16192 A	Cloth Plate Slide Stop Plate, for Style 9900 Y (screw No. 88 A) - - - - -	15
16195 B	Main Shaft Bushing, right - - - - -	20
21102 D	Base, for tape reel assemblies Nos. 21171 K, 21175 A (screw No. 22632 F-24)- - - - -	35
21104 B-11	Thread Stand Rod, 11 inches long (set screw No. 22591)- - - - -	32
21104 B-14	Tape Reel Support Rod, 14 inches long, for assembly No. 21171 K (screw No. 22509)- -	32
21104 B-20	Tape Reel Support Rod, 20 inches long, for assemblies Nos. 21171 K, 21175 A (screw No. 22632 F-24) - - - - -	32

‡See Page 9

LIST OF PARTS

Symbol to Order By	The figures in the last column refer only to the plates illustrating the parts and are not to be used in ordering. Refer to pink insert for prices.	Plate No.
21104 C	Tape Reel Support Rod Connection, for assembly No. 21171 K (screw No. 22509)- - - - -	25
21113 A	Thread Stand Wire Extension, 6 inches long (set screw No. 22632 F-24) - - - - -	20
21113 B	Thread Stand Wire Coupling (set screw No. 88)	13
21114 A	" " Base (screw No. 22591)- - - - -	35
21130 A-2	" " Seat, two spools (set screw No. 69 FD)- - - - -	33
21145	Cone, wood, for thread stand - - - - -	25
21169 D	Binding Holder Assembly, for Styles 9900 S, 9900 Y; one each Nos. 88, 161, 21169 E, 21169 F. Specify component parts in ordering- - - - -	34
21169 E	Binding Holder Disc, 8 inches diameter, including pin, for assembly No. 21169 D- - - - -	34
21169 F	Binding Holder Base, for assembly No. 21169 D	34
21171 K	Tape Reel Assembly, upper, for Style 9900 AS; one each Nos. 753, 21102 D, 21104 B-14, 21104 B-20, 21104 C, 21177 A, 21220 C, 21385 D; two each Nos. 21178 A, 21217 A, 22728; three No. 93 A. Specify component parts in ordering- - - - -	34
21175 A	Tape Reel Assembly, lower, for Style 9900 AS; one each Nos. 753, 21102 D, 21104 B-20, 21177 A, 21217 A, 21218, 22728; two each Nos. 93 A, 21178 A. Specify component parts in ordering- - - - -	34
21177 A	Spring Collar, including wing screw No. 22647 K-16, for tape reel assemblies Nos. 21171 K, 21175 A - - - - -	25
21178 A	Disc, 11 inches diameter, for tape reel assemblies Nos. 21171 K, 21175 A; also strip holder supplementary disc for strip holder assembly No. 21192 P - - - - -	33
21182 J	Strip Tension Assembly, for Styles 9900 S, 9900 Y; one each Nos. 21182 K, 21182 L, 21182 M, 21217, 22620 H-20; two each Nos. 107, 108, 110-3, 1346, 1347- - - - -	28
21182 K	Strip Tension Plate, outer - - - - -	-
21182 L	" " " inner - - - - -	-
21182 M	" " " Support (set screw No. 22620 H-20) - - - - -	-
21185	Upper Knife Bar Locking Lever Plunger Nut, for Style 9900 AR- - - - -	9
21192 A	Strip Holder Disc, 8 inches diameter, including pin, for assembly No. 21192 P- - - - -	34
21192 F	Strip Holder Base, for assembly No. 21192 P- - - - -	35

LIST OF PARTS

Symbol to Order By	The figures in the last column refer only to the plates illustrating the parts and are not to be used in ordering. Refer to pink insert for prices.	Plate No.
21192 P	Strip Holder and Pin Tension Assembly, ball bearing, height adjustable for guiding a vertical strip from 1/2 to 5 inches wide on Style 9900 AQ; one each Nos. 21192 A, 21192 F, 21192 Q, 21192 R, 22728. Specify component parts in ordering, and also an assembly drawing No. PL 52. When installing, bore a 5/8 inch diameter hole and fasten the base to either the upper or under surface of the table, depending on the maximum width of strip that will be used-	35
21192 Q	Strip Holder Pin Tension, eight pins 5 inches long, for assembly No. 21192 P (set screw No. 22728)-	35
21192 R	Strip Holder Ball Bearing, 7/32 inch diameter, for assembly No. 21192 P -	9
21201	Screw Driver, 9/64 inch round blade, length overall 7 5/8 inches-	32
21202	Screw Driver, 7/32 inch round blade, length overall 11 1/4 inches -	32
21203	Screw Driver, 13/64 inch round blade, length overall 15 1/2 inches -	32
21204	Screw Driver, 9/32 inch round blade, length overall 15 inches -	32
21205 A	Screw Driver, 3/8 inch round blade, length overall 14 inches -	32
21206	Screw Driver Wrench -	32
21207	Screw Driver, 7/64 inch round blade, length overall 2 1/2 inches-	24
21208	Screw Driver Set, three detachable blades -	32
21217	Strip Tension Base, for assembly No. 21182 J (screw No. 22620 H-20)-	31
21217 A	Tape Reel Axle Support, for tape reel assemblies Nos. 21171 K, 21175 A (fillister head screw No. 93 A, thumbscrew No. 22728) -	15
21218	Tape Reel Axle, length overall 10 inches, for assembly No. 21175 A (thumbscrew No. 22728)	24
21220 C	Tape Reel Axle, length overall 13 1/16 inches, for assembly No. 21171 K (thumbscrew No. 22728)-	35
21225-5/16	Looper Adjusting Gauge, 5/16 inch measurement	14
21231	Thread Meter, for recording the consumption of thread in 1/10 yards as it passes into the sewing machine-	31
21233 N	Connector, with "BX" cable, for D.C. "Electro Drives"-	-
21233 P	Connector, with "BX" cable, for single and three phase A.C. "Electro Drives" -	-

LIST OF PARTS

Symbol to Order By	The figures in the last column refer only to the plates illustrating the parts and are not to be used in ordering. Refer to pink insert for prices.	Plate No.
21233 R	Light Fixture Assembly, including bulb and blue lens, machine mounting, for machines driven by "Electro Drive" - - - - -	---
21233 S	Light Fixture Assembly, including bulb and clear lens - - - - -	---
21233 T	Light Fixture Assembly, including bulb, but without lens - - - - -	---
21236	Belt Plier, for 3/8 inch and smaller round belt - - - - -	32
21252	Lifter Lever Casting (stud No. 420) - - - - -	28
21260	Emery Cord, 3/64 inch diameter, grade No. 120, fifty yard spool - - - - -	---
21260 A	" " 3/64 inch diameter, grade No. 150, fifty yard spool - - - - -	---
21260 B	" " 1/32 inch diameter, grade No. 180, fifty yard spool - - - - -	---
21260 C	" " .025 inch diameter, grade No. 200, fifty yard spool - - - - -	---
21260 D	" Tape, 3/32 inch wide, grade No. 180, fifty yard spool - - - - -	---
21260 E	" Cord, .018 inch diameter, grade No. 200, fifty yard spool - - - - -	---
21261	Leather Belt, flat, 1 inch wide, 63 inches long, includes belt fastener No. 21350 - -	---
21262	Leather Belt, round, 9/32 inch diameter, 44 inches long, includes wire belt hook No. 21351 - - - - -	---
21350	Belt Fastener, malleable iron, for 1 inch flat belt - - - - -	14
21351	Belt Hook, wire, for 9/32 inch round belt - -	14
21355	Chair Leg Extension, 4 inches long - - - - -	24
21355 A	" " " 6 inches long - - - - -	24
21362	Drive Bushing, 25/32 inch long, external diameter .407 inch, for upper presser bar bearing - - - - -	13
21363	Drive Bushing, 1 3/16 inches long, external diameter .407 inch, for lower presser bar bearing - - - - -	13
21369-3	Clamping Bolt, includes wing nut No. 21369 A and washer No. 28577, for trays Nos. A3991, 21377 AG - - - - -	24
21369 A	Wing Nut, for clamping bolt No. 21369-3 - - -	---
21369 B	Clamp Bolt Plate - - - - -	---
21371 Q	Table Drawer - - - - -	---
21371 BT-42	Blank Table Top, 48" x 16" x 1 3/4" - - - - -	---
21371 BT-48	" " " 48 inches long - - - - -	---
21371 BT-54	" " " 54 inches long - - - - -	---
21371 BT-60	" " " 60 inches long - - - - -	---
21375 A	Pulley Guard - - - - -	33
21377 AG	Tray, for Style 9900 AS - - - - -	35

LIST OF PARTS

Symbol to Order By	The figures in the last column refer only to the plates illustrating the parts and are not to be used in ordering. Refer to pink insert for prices.	Plate No.
21379 A	Tray, for Styles 9900 A, 9900 E, 9900 Q, 9900 S, 9900 Y, 9900 AG, 9900 AH, 9900 AJ, 9900 AK, 9900 AP, 9900 AQ, 14700 D, 14700 E	35
21384 A	Leather Plug, for cloth plate screw holes - - -	-
21385 D	Lead-in Axle, for tape reel assembly No. 21171 K (screw No. 93 A) - - - - -	34
21388	Wrench, for 3/8 inch hexagon nuts - - - - -	24
21388 N	" double end, 3/16 and 5/16 inch openings	24
21388 R	" double end, 3/8 and 1/2 inch openings	24
21390	Needle Thread Intermittent Nipper Assembly, for Styles 14700 D, 14700 E; one each Nos. 87, 90, 97, 21390 A, 21390 B, 21390 D, 21390 E, 21390 F, 22564 and two No. 21390 AT - - - - -	22
21390 A	Needle Thread Intermittent Nipper Spring, front (screw No. 22564) - - - - -	22
21390 B	Needle Thread Intermittent Nipper Spring, rear (screw No. 22564) - - - - -	22
21390 D	Needle Thread Intermittent Nipper Spring Support, for Styles 14700 D, 14700 E (screw No. 87) - - - - -	22
21390 E	Needle Thread Intermittent Nipper Spring Operating Block (screw No. 90) - - - - -	12
21390 F	Needle Thread Intermittent Nipper Spring Operating Block Support (screw No. 97 on Styles 14700 D, 14700 E, screw No. 22585 on Styles 9900 A, 9900 E, 9900 AK) - - - - -	22
21390 AS	Needle Thread Intermittent Nipper Spring Support, for Styles 9900 A, 9900 E, 9900 AK (screw No. 87) - - - - -	22
21390 AT	Needle Thread Intermittent Nipper Spring Dowel Pin - - - - -	13
21390 AU	Needle Thread Intermittent Nipper Assembly, for Styles 9900 A, 9900 E, 9900 AK; one each Nos. 90, 21390 A, 21390 B, 21390 E, 21390 F, 21390 AS, 21390 AT, 22564, 22585; two No. 87 -	22
21394	Utility Grinder, including emery wheel, 5 inches diameter, 1/4 inch face, round belt drive, recommended speed 3000 R.P.M. - - - - -	-
21394 G	Emery Wheel, 5 inches diameter, 1/4 inch face, 3/8 inch hole, grade "M" emery 60 - - - - -	-
21394 H	Emery Wheel, 5 inches diameter 1/2 inch face, 3/8 inch hole, grade "M" emery 60 - - - - -	-
21394 K	Utility Grinder, including emery wheel, 5 inches diameter, 1/2 inch face, round belt drive, recommended speed 3000 R.P.M. - - - - -	-
21396 AG	Needle Thread Lubricator Felt - - - - -	-
21396 AT	Needle Thread Lubricator, attaches to lower presser bar lug in place of hand lifter, thread lubricated after entering tension (screw No. 93) - - - - -	16

LIST OF PARTS

Symbol to Order By	The figures in the last column refer only to the plates illustrating the parts and are not to be used in ordering. Refer to pink insert for prices.	Plate No.
21610 A	Needle Bar Rolling Thread Guide, for Styles 9900 E, 9900 AK, 14700 D, 14700 E (screw No. 22768) - - - - -	10
21624	Thread Controller Rolling Thread Guide, for Styles 9900 E, 9900 AK, 14700 D, 14700 E (screw No. 138) - - - - -	10
21628	Thread Controller Roller - - - - -	10
21629	" " " Stud - - - - -	6
21632	Needle Lever Rolling Thread Guide, for Styles 9900 E, 9900 AK (screw No. 98 A) - - - - -	10
21632 B	Needle Lever Rolling Thread Guide, for Styles 14700 D, 14700 E (screw No. 98 A) - - - - -	10
21640 AC	Pivot Screw, for tape reel on Style 9900 AP - - - - -	8
21680 V	Base Plate - - - - -	33
21681	"T" Screw, for fastening machine to base plate - - - - -	25
21696	Oil Drain Reservoir - - - - -	31
21696 A	" " Nipple - - - - -	32
21698-2	Vibration Insulator, two inches long, for tables - - - - -	25
21698-4	" " four inches long - - - - -	25
21698-5	" " five inches long - - - - -	25
21698-6	" " six inches long - - - - -	25
	Note: Special lengths will be furnished on request. Part of the table leg is shown in the illustration for clarity.	
22509	Set Screw, square head, cup point, 5/16 inch diameter, 1/2 inch long, 18 threads per inch, for tape reel assembly rods; also for No. 21104 C - - - - -	8
22514	Screw, 7/16 inch long, for cloth plate attachments - - - - -	7
22517	" for swinging head rock shaft arm; also for Nos. 14043, 14789, 23450, 23450 A - - - - -	7
22518	Clamp Screw, for loop retainer rocker - - - - -	7
22519	Screw, for thread controller rack - - - - -	7
22519 A	" for adjusting knife bar on Style 9900 AR - - - - -	7
22521	" plus size, for cloth plate; tap No. V118 - - - - -	7
22524	" for cast-off wire - - - - -	6
22525	" .010 inch plus size, length overall 5/16 inch; otherwise same as No. 87 - - - - -	6
22528	" for loop retainer holder; also for Nos. 1859, 14734 - - - - -	7
22539	Plug Screw, for main shaft oiling system - - - - -	7
22548	Screw, for cam gear segment; also for Nos. 5157 A, 9939 T, 9958, 9958 A - - - - -	7
22557	Pivot Stud, for needle thread tension release lever on Styles 14700 D, 14700 E - - - - -	7
22560	Screw, for needle bar link pin spring; also for Nos. 57 WA, 9939 V - - - - -	6
22560 B	Set Screw, 15/64 inch long, for presser guide bar - - - - -	6

LIST OF PARTS

Symbol to Order By	The figures in the last column refer only to the plates illustrating the parts and are not to be used in ordering. Refer to pink insert for prices.	Plate No.
22561	Screw, for cloth plate slide extension guide on Style 9900 S- - - - -	6
22564	" for needle thread intermittent nipper spring; also for No. 380- - - -	6
22565 C	Adjusting Screw, for feed dog shank support -	6
22567	Stop Screw, for swinging head control lever on Styles 14700 D, 14700 E (lock nut No. 9937) - - - - -	7
22569	Screw, for feed crank link- - - - -	7
22570	" for knife bar carrier shoe on Style 9900 AR- - - - -	6
22585	" for differential feed dog on Styles 9900 AJ, 9900 AQ; also for Nos. 6948 A, 21390 F, K38614- - - - -	6
22586 A	" for needle lever connecting rod upper bearing valve- - - - -	6
22586 B	Plug Screw, for needle lever stud on Styles 14700 D, 14700 E- - - - -	6
22587	Screw, for needle lever connecting rod bearing - - - - -	7
22591	Set Screw, for thread stand rod - - - - -	6
22594	Attaching Screw, for binder on Style 9900 S	7
22595	" " for binder on Style 9900 Y	7
22596	Screw, for looper thread take-up eyelet stand; also for No. 7 H - - - - -	7
22597	Spot Screw, for eccentric pulley- - - - -	7
22597 A	Set Screw, for eccentric pulley - - - - -	6
22620 H-20	Set Screw, headless, cup point, 1/4 inch diameter, 5/16 inch long, 20 threads per inch, for strip tension plate support on assembly No. 21182 J- - - - -	7
22632 F-24	Screw, square head, cup point, 3/16 inch diameter, 3/8 inch long, 24 threads per inch, for thread stand wire; also for No. 21102 D - - - - -	6
22647 K-16	Wing Screw, 1/4 inch long, for spring collar on tape reel assemblies Nos. 21171 K, 21175 A - - - - -	8
22704	Screw, for feed clutch roller spring on Style 9900 AS- - - - -	6
22716	" for throat plate cloth guide on Style 9900 AR- - - - -	6
22728	Thumbscrew, for assemblies Nos. 21171 K, 21175 A, 21192 P- - - - -	8
22734	Screw, for knife bar carrier on Style 9900 AH	6
22743	Set Screw, for upper knife bar lifting lever on Style 9900 AH; also for No. 15446 D- - -	6
22747	Screw, for feed clutch triangular block on Style 9900 AS; also for No. K40415- - - -	6
22758 A	Stud, for upper roller feed on Style 9900 AS -	7

LIST OF PARTS

Symbol to Order By	The figures in the last column refer only to the plates illustrating the parts and are not to be used in ordering. Refer to pink insert for prices.	Plate No.
22768	Screw, for needle bar thread eyelet; also for No. 21610 A- - - - -	6
22794	Hinge Screw, for presser foot on Style 9900 AS- - - - -	7
22813	Set Screw, headless, for lifter treadle pin-	6
22826	Clamp Screw, for needle lever link pin on Styles in Class 9900 - - - - -	7
23215 AE	English Binder, adjustable, for use with 3/8 to 5/8 inch binding strip on Style 9900 Y (attaching screw No. 22595, adjusting plate screw No. 187 A) - - - - -	16
23215 AF	English Binder, adjustable, for use with 3/4 to 15/16 inch binding strip on Style 9900 Y (attaching screw No. 22595, adjusting plate screw No. 187 A) - - - - -	16
23215 AY	English Binder, non-adjustable, for use with 9/16 inch binding strip on Style 9900 S (attaching screw No. 22594)- - - - -	16
23223-37/64	Binding Guide, non-adjustable, for use with 37/64 inch binding strip on Style 9900 S (attaching screw No. 25 C) - - - - -	16
23223 B	Binding Guide Assembly, adjustable, for use with 3/8 to 5/8 inch binding strip on Style 9900 Y (attaching screw No. 25 C)- -	16
23223 C	Binding Guide Assembly, adjustable, for use with 3/4 to 15/16 inch binding strip on Style 9900 Y (attaching screw No. 25 C)- -	16
23223 K	Lead-in Guide, lower, for binding guide assembly No. 23223 C (screw No. 187 A) --	15
23223 L	Lead-in Guide, upper, for binding guide assembly No. 23223 C (screw No. 187 A) --	15
23223 R	Lead-in Guide, lower, for binding guide assembly No. 23223 B (screw No. 187 A) --	15
23223 S	Lead-in Guide, upper, for binding guide assembly No. 23223 B (screw No. 187 A) --	15
23279 D	Folder Threader- - - - -	16
23408-1 1/2	Folder, for making a 1 1/2 inch finished width, using strip cut 3 1/2 inches wide on Style 9900 AQ (screw No. 25 C)- - - - -	27
23408-2	Folder, for making a 2 inch finished width, using strip cut 4 1/2 inches wide, on Style 9900 AQ (screw No. 25 C) - - - - -	27
23450	Attachment Assembly, for guiding waist band on Style 9900 AS; one each Nos. 23450 A, 23450 B, 23450 C, 23450 D, 23450 E; two No. 187 A; five No. 25 S (screw No. 22517)	27
23450 A	Base, including cloth shelf and left curtain edge guide, for assembly No. 23450 (screw No. 22517)- - - - -	27

LIST OF PARTS


Symbol to Order By	The figures in the last column refer only to the plates illustrating the parts and are not to be used in ordering. Refer to pink insert for prices.	Plate No.
23450 B	Curtain Lining Guide, front, for assembly No. 23450 (screw No. 25 S) - - - - -	27
23450 C	Garment Edge Guide, for assembly No. 23450 (screw No. 187 A) - - - - -	27
23450 D	Curtain Edge Guide, right, for assembly No. 23450 (screw No. 25 S) - - - - -	27
23450 E	Curtain Edge Folder, for assembly No. 23450 (screw No. 25 S) - - - - -	27
28577	Washer, for lifting plunger spring on Style 14700 D - - - - -	9
28705	"Electro Drive", 1/2 H.P., A.C., 1 phase, 60 cycles, 105-115 volts, 3400 R.P.M. - - - - -	---
28705 D	"Electro Drive", 1/2 H.P., A.C., 1 phase, 60 cycles, 220 volts, 3450 R.P.M. - - - - -	---
28707 B	"Electro Drive", 1/2 H.P., A.C., 3 phase, 60 cycles, 210-230 volts, 3500 R.P.M. - - - - -	---
28707 D	"Electro Drive", 1/2 H.P., A.C., 3 phase, 60 cycles, 440 volts, 3500 R.P.M. - - - - -	---
28707 E	"Electro Drive", 1/2 H.P., A.C., 3 phase, 60 cycles, 440 volts, 1725 R.P.M. - - - - -	---
28707 F	"Electro Drive", 1/2 H.P., A.C., 3 phase, 60 cycles, 210-230 volts, 1725 R.P.M. - - - - -	---
28708	"Electro Drive", 1/2 H.P., D.C., 105-115 volts, 3000 R.P.M. - - - - -	---
28708 A	"Electro Drive", 1/2 H.P., D.C., 210-230 volts, 3000 R.P.M. - - - - -	---
29066 B	Needle Lever Connecting Rod Upper Bearing Assembly; one each Nos. 1230 A, 156 lapped together, 1230 B, 1230 D, 22586 A - - - - -	11
29084 B	Eccentric Pulley Assembly; one each Nos. 9921, 15430 M lapped together - - - - -	18
29115	Loop Retainer Lever Eccentric Assembly; one each Nos. 9963, 9964, 9965 lapped together - - - - -	18
29122	Cam Gear Link Assembly; one each Nos. 9949, 10349 lapped together - - - - -	18
29132 C	Upper Knife Eccentric Assembly, for Style 9900 AH; one each Nos. 15878 D, 15879 A, 15879 E lapped together - - - - -	18
29158 J	Looper Rocker Assembly, for Styles 9900 A, 9900 E, 9900 Q, 9900 S, 9900 Y, 9900 AG, 9900 AH, 9900 AJ, 9900 AK, 9900 AP, 9900 AQ, 9900 AR, 14700 D, 14700 E; one each Nos. 213, 15465 F, 15745 B lapped together, 6038, 12987 A and two No. 88 - - - - -	18
29169 K	Looper Rocker Assembly, for Style 9900 AS; one each Nos. 6013, 15465 F, 15745 B lapped together, 6038 B, 12987 A and two No. 88 - - - - -	18
29304 E	Needle Lever Cone Bearing Stud Assembly, for styles in Class 9900; one each Nos. 1276, 6090 A, 6093 lapped together and two each Nos. 88, 11638 M - - - - -	19

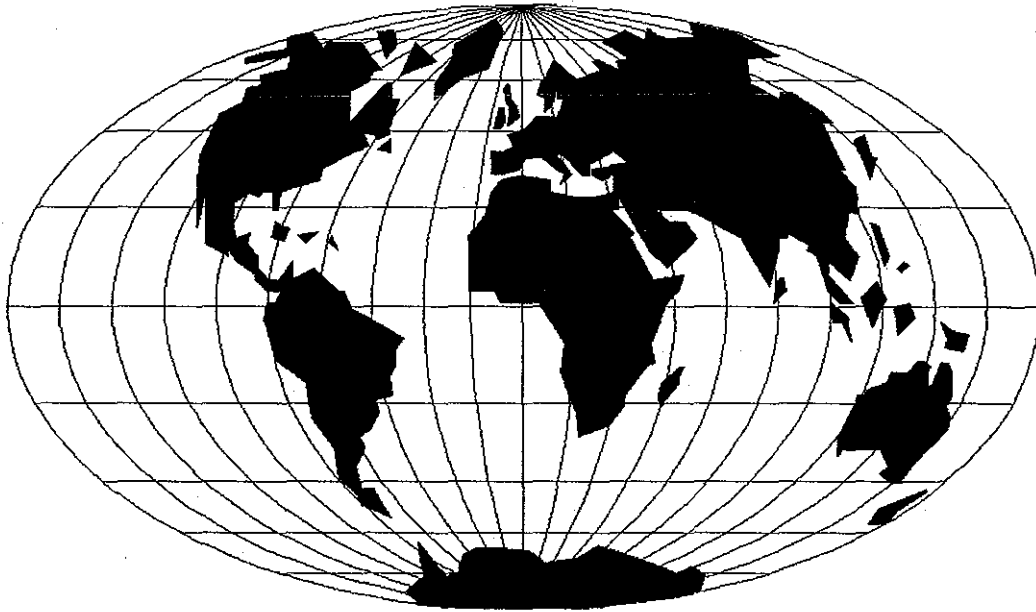
LIST OF PARTS

Symbol to Order By	The figures in the last column refer only to the plates illustrating the parts and are not to be used in ordering. Refer to pink insert for prices.	Plate No.
29310 B	Loop Retainer Lever Assembly; one each Nos. 9960 B, 9961 A, 9961 B lapped together and two No. 89- - - - -	18
29324	Loop Retainer Rocker Shaft Connection Assembly; one each Nos. 9957 A, 9957 B- - - - -	18
29328	Needle Lever Assembly, for Style 14700 D; one each Nos. 6215, 1275 A lapped together- - - -	35
29402	Lifter Treadle Assembly; one each Nos. 422, 423, 424, 22813 - - - - -	28
29728	Presser Foot and Shank Assembly, for Style 9900 AS; one each Nos. 21, 77, 9939 N, 9939 R, 22565 C - - - - -	16
30036	Cloth Plate Swinging Extension Stud, for Style 9900 AQ - - - - -	8
K38614	Main Feed Dog, for Style 9900 AJ (screw No. 22585)- - - - -	3
K38615	Differential Feed Dog, for Style 9900 AJ (screw No. 22585) - - - - -	3
K38616	Throat Plate Needle Guard, for Style 9900 AJ (screw No. 87)- - - - -	5
K38927	Throat Plate, for Style 9900 AJ (screw No. 87, tongue No. 9930 A, tongue screw No. 187 A)- -	2
K40066	Throat Plate, for Style 9900 AP (screw No. 87, tongue No. K41276, tongue screw No. 187 A)- -	2
K40067	Presser Foot, for Style 9900 AP (clamp screw No. 91, tongue No. 9993, folder No. K47278, folder screw No. 73 A)- - - - -	4
K40415	Tape Reel, for Style 9900 AP (pivot stud No. 21640 AC, spring screw No. 22747) - - - - -	33
K40416	Cloth Plate, for Style 9900 AP (screw No. 80)	33
41258	Feed Clutch Roller, for Style 9900 AS - - - - -	12
41258 A	Feed Clutch Roller Spring, for Style 9900 AS (screw No. 22704) - - - - -	14
41258 B	Feed Clutch Triangular Block, left, for Style 9900 AS - - - - -	12
41258 D	Feed Clutch Barrel (screw No. 95) - - - - -	21
41258 E	Feed Clutch Triangular Block, right (screw No. 22747)- - - - -	12
K41276	Throat Plate Tongue, for Style 9900 AP (screw No. 187 A)- - - - -	2
K43933	Main Feed Dog, for Style 9900 AQ (screw No. 79048)- - - - -	3
K43934	Folder, for making a 1/2 inch finished width, using strip cut 1 1/2 inches wide, on Style 9900 AQ (screw No. 25 C)- - - - -	27
K43935	Cloth Plate Cover, for Style 9900 AQ (screw No. 25 CC, washer No. 20, cover latch No. 2 U, latch screw No. 134)- - - - -	17
K43936	Cloth Plate, for Style 9900 AQ (screw No. 80)	33
K44560	Cam Gear Cover, for Style 9900 AQ (screw No. 93 A) - - - - -	29

LIST OF PARTS

Symbol to Order By	The figures in the last column refer only to the plates illustrating the parts and are not to be used in ordering. Refer to pink insert for prices.	Plate No.
K44621	Feed Bar, for main feed on Styles 9900 AJ, 9900 AQ (screw No. 88) - - - - -	23
K44622	Feed Bar Shoe, for Styles 9900 AJ, 9900 AQ (screw No. 94) - - - - -	12
K44626	Differential Feed Dog, for Style 9900 AQ (screw No. 22585) - - - - -	3
K44953	Folder, for making a 1 inch finished width, using strip cut 2 1/2 inches wide, on Style 9900 AQ (screw No. 25 C) - - - - -	-
K45258	Presser Foot, for Style 9900 AQ (clamp screw No. 91, stripper blade No. K45929, stripper blade screw No. 223 C, yielding section stud No. 57 WD) - - - - -	4
K45259	Throat Plate, for Style 9900 AQ (screw No. 87)	2
K45266	Loop Retainer Holder, for Style 9900 AQ (screw No. 22528) - - - - -	15
K45356	Folder, for making a 1/4 inch finished width, on Style 9900 AQ (screw No. 25 C) - - - - -	27
K45929	Presser Foot Stripper Blade, for Style 9900 AQ (screw No. 223 C) - - - - -	-
K47278	Presser Foot Folder, for Style 9900 AP (screw No. 73 A) - - - - -	-
K47790	Loop Retainer Rocker, for Styles 9900 AJ, 9900 AQ (clamp screw No. 22518, set screw No. 88) - - - - -	21
K47850	Looper Rocker Frame, for Style 9900 AR (set screw, left, No. 88, set screw, right, No. 98, spot screw No. 96) - - - - -	23
K48080	Cloth Plate, for Style 9900 AJ (screw No. 80)	-
79041-1	Loop Retainer Shaft Support Pin, for Style 9900 AR - - - - -	13
79048	Screw, hexagonal head, for main feed dog on Style 9900 AQ - - - - -	6
79077	Screw, headless, for supporting main feed dog on Styles 9900 AJ, 9900 AQ - - - - -	6
79079	Differential Feed Bar Guide, for Styles 9900 AJ, 9900 AQ - - - - -	23
79085	Needle Thread Regulating Spring, for Style 9900 AR (stud No. HS 65 P-4) - - - - -	14
79086	Needle Thread Tension Post, for Style 9900 AR	10





WORLDWIDE SALES AND SERVICE

Union Special Corporation maintains sales and service facilities throughout the world. These offices will aid you in the selection of the right sewing equipment for your particular operation. Union Special Corporation representatives and service technicians are factory trained and are able to serve your needs promptly and efficiently. Whatever your location, there is a qualified representative to serve you.

Corporate Office: One Union Special Plaza
Huntley, IL 60142
Phone: 708-669-5101
Fax: 708-669-1096

European Distribution Center: Union Special GmbH
Raiffeisenstrasse 3
D-71696 Möglingen, Germany
Tel: 49-07141-247-0
Fax: 49-7141-247-100

Brussels, Belgium
Charlotte, N.C.
Commerce, CA
El Paso, TX
Hong Kong, China
Huntley, IL
Leicester, England
Lille, France
Miami, FL
Milan, Italy
Mission, TX
Möglingen, Germany
Montreal, Quebec
Osaka, Japan

Other Representatives throughout
all parts of the world.



Union Special
INDUSTRIAL SEWING EQUIPMENT